



Three steps to the equipment of your choice:

1. Open the two fold-out sides of the cover
2. Scroll through the catalogue, you will see on the left or right edge of the page whether the required equipment or the option package* is available for your machine by the yellow or white fields
3. Speak to our knowledgeable sales staff and dealers

* Please note that not all option packages can be combined!

Important note:
The illustrations in the catalogue are not faithful reproductions of the original

Catalogue of accessories for truck-mounted concrete pumps

Special equipment for your safety

Equipment as required

Available for

M 31-5
M 36-4
M 38-5
M 42-5
M 46-5
M 47-5
M 53-6
M 54-5
M 56-5

Drive better with genuine accessories

Our truck-mounted concrete pumps have an extensive range of equipment as standard. With our versatile range of special equipment, you can now adapt your services even better to the most diverse applications, and by doing so to the needs and requirements of your customers.

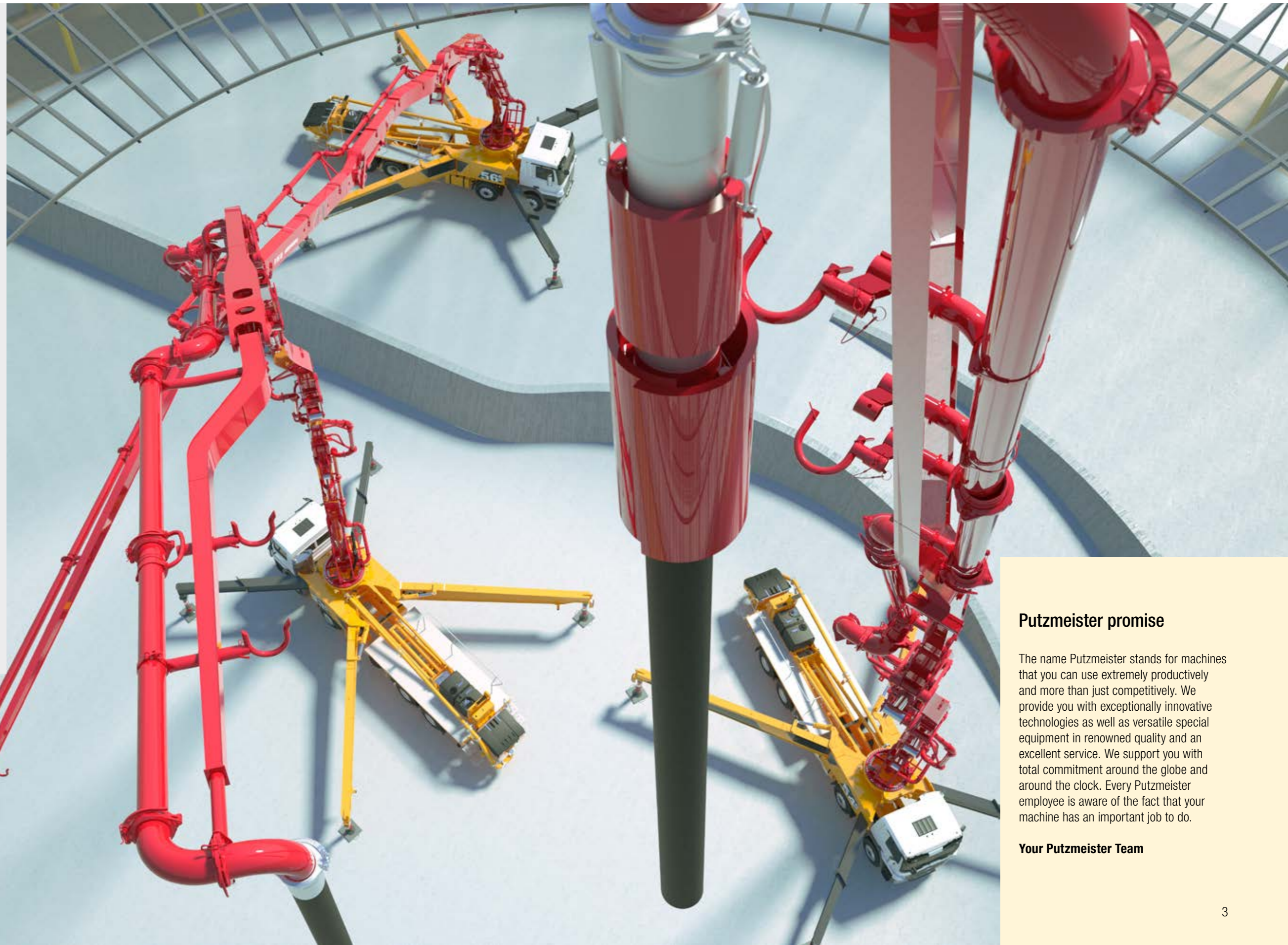
Simpler, more cost effective – our option packages*

To help you choose, we have compiled a small number of practical option packages.

The benefits to you are as follows:

- Efficiency through function-related packages with practical product combinations
- Cost savings, since the option packages are cheaper than the sum of the individual prices
- Simplified ordering process, as you need only one item number

* Overview of the option packages available on page 35



M 31-5
M 36-4
M 38-5
M 42-5
M 46-5
M 47-5
M 53-6
M 54-5
M 56-5

M 31-5
M 36-4
M 38-5
M 42-5
M 46-5
M 47-5
M 53-6
M 54-5
M 56-5

× Available
 □ Not available

Putzmeister promise

The name Putzmeister stands for machines that you can use extremely productively and more than just competitively. We provide you with exceptionally innovative technologies as well as versatile special equipment in renowned quality and an excellent service. We support you with total commitment around the globe and around the clock. Every Putzmeister employee is aware of the fact that your machine has an important job to do.

Your Putzmeister Team

Support

M 31-5	×
M 36-4	×
M 38-5	×
M 42-5	×
M 46-5	×
M 47-5	×
M 53-6	×
M 54-5	×
M 56-5	×

Enclosed box (2 ×) for support plates (4 ×)

- Support plates stowed safe and dry



OSS one-side support (assistance system: not EWR)

- The protection for the machine supported on one side (OSS) provides safety for applications in confined spaces
- With OSS, the boom cannot be swivelled in the narrow supported zone
- Simple to operate and short setting up times
- Further information: VM 95043-4

×	M 31-5
×	M 36-4
×	M 38-5
×	M 42-5
×	M 46-5
×	M 47-5
×	M 53-6
×	M 54-5
×	M 56-5

M 31-5	×
M 36-4	×
M 38-5	×
M 42-5	
M 46-5	
M 47-5	
M 53-6	
M 54-5	
M 56-5	

Squared timber 8 × 600 in box (2 ×)

- Lockable box for tidy and safe storage of the squared timber, including support plates
- The squared timber can be used to shim up to two support legs



Diesel tank in support leg

- The hollow space in the support leg is utilised as a diesel tank
- For greater ranges
- Including filling line

×	M 31-5
×	M 36-4
×	M 38-5
×	M 42-5
×	M 46-5
×	M 47-5
×	M 53-6
×	M 54-5
×	M 56-5

M 31-5	
M 36-4	
M 38-5	
M 42-5	×
M 46-5	×
M 47-5	×
M 53-6	×
M 54-5	×
M 56-5	×

Squared timber 8 × 1 000 in box

- 1 m long squared timber offers a broader contact area for the support legs
- Secure transportation in the holder

Additional squared timber 8 × 1 000 in holder

- 8 additional squared timbers for shimming up to two support legs



Connects the diesel tanks

- The connection set for diesel tanks offers greater fuel reserves through a secure connection, including reliable vent
- The two diesel tanks are filled via the support leg
- Standard tank is connected to the support leg tank

×	M 31-5
×	M 36-4
×	M 38-5
×	M 42-5
×	M 46-5
×	M 47-5
×	M 53-6
×	M 54-5
×	M 56-5

Support



Left and right hand cover on the swivel leg

- Area for your advertisement

Lighting



LED lighting working spotlight on boom tip

- You can see where the end hose is
- Lighting for the end hose operator
- Safe operations even in the dark

×	M 31-5
×	M 36-4
×	M 38-5
×	M 42-5
×	M 46-5
×	M 47-5
×	M 53-6
×	M 54-5
×	M 56-5



4 × LED spotlights for illuminating the support area

- Safety for persons in the proximity of the job site and protects the machine from damage
- Optimally illuminates the whole support area
- Obstacles in front of the supports are detected earlier

×	M 31-5
×	M 36-4
×	M 38-5
×	M 42-5
×	M 46-5
×	M 47-5
×	M 53-6
×	M 54-5
×	M 56-5



LED flash unit for 4 support legs front and rear

- For safe, striking marking of the supports, especially on constricted traffic routes and on the job site itself
- Collisions with other vehicles can be avoided
- Note: Does not exempt the operator from the requisite job site safety

×	M 31-5
×	M 36-4
×	M 38-5
×	M 42-5
×	M 46-5
×	M 47-5
×	M 53-6
×	M 54-5
×	M 56-5

Lighting

M 31-5	×
M 36-4	×
M 38-5	×
M 42-5	×
M 46-5	×
M 47-5	×
M 53-6	×
M 54-5	×
M 56-5	×

Retro-reflecting outline marking

- Striking markings from retro-reflecting (reflecting) material make truck-mounted concrete pumps more recognisable
- Note: In certain countries, required for road traffic regulations



×	M 31-5
×	M 36-4
×	M 38-5
×	M 42-5
×	M 46-5
×	M 47-5
×	M 53-6
×	M 54-5
×	M 56-5

M 31-5	×
M 36-4	×
M 38-5	
M 42-5	×
M 46-5	×
M 47-5	×
M 53-6	×
M 54-5	×
M 56-5	×

LED lamps for water box illumination

- View into the water boxes is part of the daily inspection
- Makes the daily water box inspection easier in the dark



×	M 31-5
×	M 36-4
×	M 38-5
×	M 42-5
×	M 46-5
×	M 47-5
×	M 53-6
×	M 54-5
×	M 56-5

M 31-5	×
M 36-4	×
M 38-5	×
M 42-5	
M 46-5	×
M 47-5	×
M 53-6	
M 54-5	
M 56-5	

LED flashlight

- Impact and water resistant
- Bright illumination
- Low power consumption




	M 31-5
×	M 36-4
×	M 38-5
×	M 42-5
	M 46-5
	M 47-5
×	M 53-6
×	M 54-5
×	M 56-5



LED lighting modular cabinet

- For a good view even in poor light conditions
- Facilitates work on the hydraulic boom control and on the electrical control cabinet



LED lighting tool box

- No need to search with a torch
- Helps in an emergency operation



Warning light on the boom

- Safety marking at the rear
- Marks the boom when overhung


Lighting

Extras

M 31-5	×
M 36-4	×
M 38-5	×
M 42-5	×
M 46-5	×
M 47-5	×
M 53-6	×
M 54-5	×
M 56-5	×

LED side marking lights

- Machine outlines more visible in the dark
- Note: In certain European countries, mandatory for road traffic regulations



All-round 360° camera system without navigation

- Including 4 high-resolution cameras and distance sensors
- 7" colour display
- Resistant to shock and watertight
- Added safety in road traffic
- Recognise cyclists when turning
- Position of support leg shown

×	M 31-5
×	M 36-4
×	M 38-5
×	M 42-5
×	M 46-5
×	M 47-5
×	M 53-6
×	M 54-5
×	M 56-5

M 31-5	×
M 36-4	×
M 38-5	×
M 42-5	×
M 46-5	×
M 47-5	×
M 53-6	×
M 54-5	×
M 56-5	×

LED reversing spotlight 2 ×, auxiliary

- Added safety for persons in the proximity of the job site and protects the machine from damage
- Improved visibility at the rear
- Ideal in conjunction with camera systems



Rear view camera on hopper, display in the cab

- 7" colour display
- High-resolution camera
- Resistant to shock and watertight
- Added safety in road traffic

×	M 31-5
×	M 36-4
×	M 38-5
×	M 42-5
×	M 46-5
×	M 47-5
×	M 53-6
×	M 54-5
×	M 56-5



Rear-view camera with connection to the chassis onboard system

- Rear-view camera image integrated into the truck display
- High-resolution camera
- No auxiliary display required
- Resistant to shock and watertight
- Added safety in road traffic

×	M 31-5
×	M 36-4
×	M 38-5
×	M 42-5
×	M 46-5
×	M 47-5
×	M 53-6
×	M 54-5
×	M 56-5

Extras

M 31-5	×
M 36-4	×
M 38-5	×
M 42-5	×
M 46-5	
M 47-5	
M 53-6	
M 54-5	
M 56-5	

Left entry, swivelling, folding first step

- Stainless, convenient entry and protects from damage by the concrete mixer
- Convenient loading and cleaning aid



Paint package #2 – Individualised paintwork

- Painting: core pump and hopper, pump line, support cylinder incl. support plates in customer colour

Paint package #3* – Maximised individualised paintwork

- Painting: swivel cylinder, end cross-member, boom support at rear, struts, rotating assembly protection, turning unit gearbox in customer colour

* Additional to paint package #2

×	M 31-5
×	M 36-4
×	M 38-5
×	M 42-5
×	M 46-5
×	M 47-5
×	M 53-6
×	M 54-5
×	M 56-5

M 31-5	×
M 36-4	×
M 38-5	×
M 42-5	×
M 46-5	×
M 47-5	×
M 53-6	×
M 54-5	×
M 56-5	×

Operating manual/spare parts list 1 × additional (document box)

- Additional set of user-friendly machine documents
- Putzmeister is the first company in Europe to have a TÜV-certified department for technical documentation



Operating manual/spare parts list 1 × additional (CD-ROM)

- Also available in digital format



Partial-flow filter

- Extends the service life of the hydraulic oil
- Reduces service costs by fine filtering

×	M 31-5
×	M 36-4
×	M 38-5
×	M 42-5
×	M 46-5
×	M 47-5
×	M 53-6
×	M 54-5
×	M 56-5

M 31-5	×
M 36-4	×
M 38-5	×
M 42-5	×
M 46-5	×
M 47-5	×
M 53-6	×
M 54-5	×
M 56-5	×

Bio-oil package including partial-flow filter

- Extends the service life of the hydraulic oil
- Reduces service costs by fine filtering
- Environmentally-friendly bio-oil, biologically biodegradable



Chassis

M 31-5	×
M 36-4	×
M 38-5	×
M 42-5	×
M 46-5	×
M 47-5	×
M 53-6	
M 54-5	
M 56-5	

Underride protection at rear, swivelling, with integrated lighting

- Prevents underride of the machine in case of rear collision
- Auxiliary rear lighting protected from damage
- Uses the chassis manufacturer's lamps*

* Pay attention to the LEDs when ordering the chassis



Air-sprung chassis at extra cost

- PM services for adapting non-standard vehicles

×	M 31-5
×	M 36-4
×	M 38-5
×	M 42-5
×	M 46-5
×	M 47-5
×	M 53-6
×	M 54-5
×	M 56-5

M 31-5	×
M 36-4	×
M 38-5	×
M 42-5	×
M 46-5	×
M 47-5	×
M 53-6	
M 54-5	
M 56-5	

Rear lighting below, folding

- Protects from damage e.g. from concrete mixers
- Lamps are integrated in the frame of the ordered chassis
- Uses the chassis manufacturer's lamps*

* Pay attention to the LEDs when ordering the chassis



Non MB/MAN vehicle chassis at extra cost

- PM services for adapting non-standard vehicles
- The PM body is optimally adapted to the carrier vehicle

×	M 31-5
×	M 36-4
×	M 38-5
×	M 42-5
×	M 46-5
×	M 47-5
×	M 53-6
×	M 54-5
×	M 56-5


M 31-5	×
M 36-4	×
M 38-5	×
M 42-5	×
M 46-5	×
M 47-5	×
M 53-6	×
M 54-5	×
M 56-5	×

Lateral underride protection

- Prevents underride in case of rear collision
- Note: Mandatory in Europe

Lateral underride protection at rear (on frame)

- Prevents underride in case of rear collision

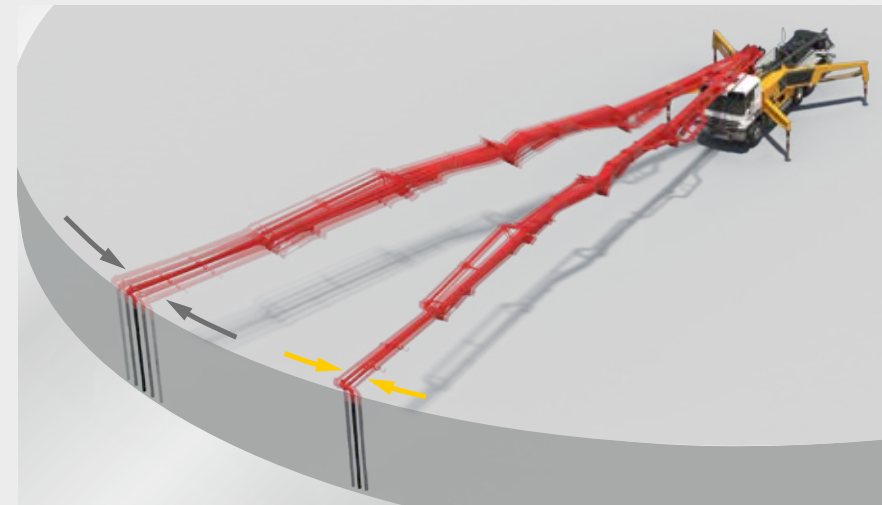


Distributor gear unit (not MB AROCS)

- PM services for adapting non-standard vehicles
1. For chassis without adequately powerful auxiliary drive
 2. Operation of hydraulic pumps for boom and concrete pump
 3. Changeover when engine idling

×	M 31-5
×	M 36-4
×	M 38-5
×	M 42-5
×	M 46-5
×	M 47-5
×	M 53-6
×	M 54-5
×	M 56-5

Remote control



EBC (Ergonic Boom Control)

- Boom damping
- Automatic system for folding in/out with single-handed operation

×	M 31-5
×	M 36-4
×	M 38-5
×	M 42-5
×	M 46-5
×	M 47-5
×	M 53-6
×	M 54-5
×	M 56-5



Additional radio remote control

- Spare remote control, as a replacement when lost or damaged

×	M 31-5
×	M 36-4
×	M 38-5
×	M 42-5
×	M 46-5
×	M 47-5
×	M 53-6
×	M 54-5
×	M 56-5



Signal, radio remote control not on board

- There is a holder in the cab for the remote control system transmitter
- If the transmitter is not in the holder, an acoustic signal is emitted as soon as the auxiliary drive is switched to active driving

×	M 31-5
×	M 36-4
×	M 38-5
×	M 42-5
×	M 46-5
×	M 47-5
×	M 53-6
×	M 54-5
×	M 56-5

Delivery lines


M 31-5	×
M 36-4	×
M 38-5	×
M 42-5	×
M 46-5	×
M 47-5	×
M 53-6	×
M 54-5	×
M 56-5	×

End hose 4 m SK 125/100

- Especially abrasion-resistant natural rubber
- Carcass from a 4-layer steel wire insert
- Up to maximum 85 bar permissible
- Note: Not selectable in all configurations. Respect boom tip load



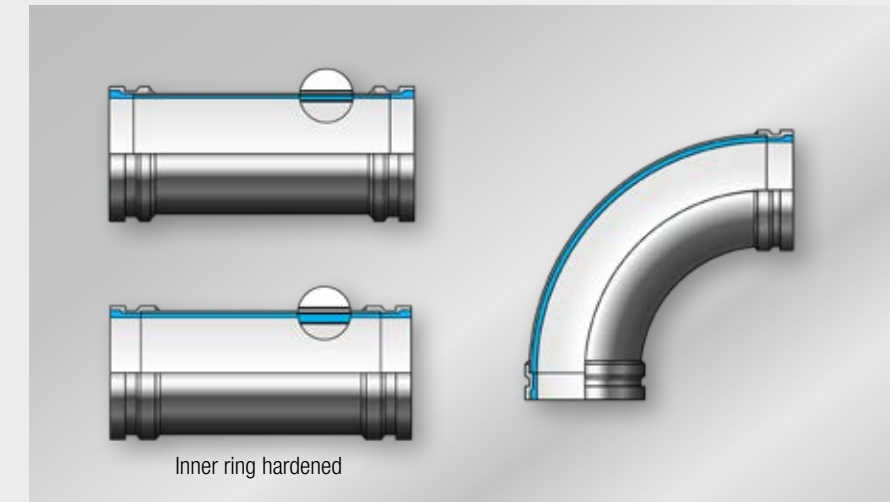
Comparison of delivery line service life



M 31-5	×
M 36-4	×
M 38-5	×
M 42-5	×
M 46-5	×
M 47-5	×
M 53-6	×
M 54-5	×
M 56-5	×

End hose squeeze valve "drop stop" mounted, operable by remote control

- The delivery line is pneumatically compressed onto the boom tip
- The boom can be moved due to secure valve closing without residual concrete escaping
- Can be operated by remote control



Delivery line (2 layers)

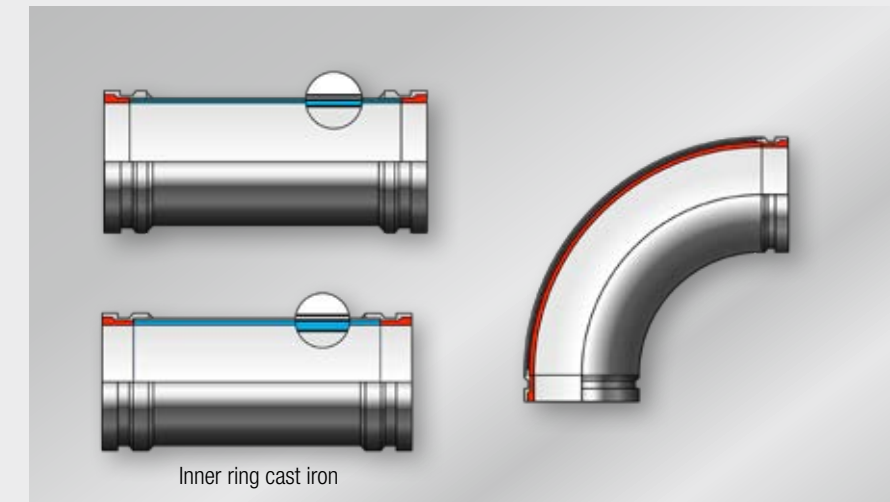
- Service life 2.5-times longer than PM40 quality (standard)

×	M 31-5
×	M 36-4
×	M 38-5
×	M 42-5
×	M 46-5
×	M 47-5
×	M 53-6
×	M 54-5
×	M 56-5

M 31-5	×
M 36-4	×
M 38-5	×
M 42-5	×
M 46-5	×
M 47-5	×
M 53-6	×
M 54-5	×
M 56-5	×

End hose split for EQV

- The benefit of the split end hose is evident when areas to be concreted are outside the boom range
- With the last arm laid down, can be pumped through the hoses. Thanks to the split end hose, these hoses can be connected quickly and easily



Delivery line (2 layers) PROLINE

- Internal hardness up to 67 HRC
- Service life around 5 times longer than PM40 quality (standard)
- Wear-critical areas are reinforced with special cast iron

×	M 31-5
×	M 36-4
×	M 38-5
×	M 42-5
×	M 46-5
×	M 47-5
×	M 53-6
×	M 54-5
×	M 56-5

Delivery lines

M 31-5	×
M 36-4	×
M 38-5	×
M 42-5	×
M 46-5	×
M 47-5	×
M 53-6	×
M 54-5	×
M 56-5	×

SH (Steady Hose) end hose DN 125, 5.5"

- Thanks to the improved structure of the armoured fabric:
- Significantly reduced deflections
 - Minimises the risk of injury
 - Careful working with the end hose
 - Note: Not selectable in all configurations. Respect boom tip load



Boom



Electric cable to boom tip (5 × 2.5 mm²)

- Connection option for working spotlight, for example
- High-frequency internal vibrator*

* A separate power supply is required for the high-frequency vibrator

×	M 31-5
×	M 36-4
×	M 38-5
×	M 42-5
×	M 46-5
×	M 47-5
×	M 53-6
×	M 54-5
×	M 56-5



Line for water or air to the boom tip

- Enables cleaning of hoses and pump lines in the proximity of the boom tip e.g. on building floors

×	M 31-5
×	M 36-4
×	M 38-5
×	M 42-5
×	M 46-5
×	M 47-5
×	M 53-6
×	M 54-5
×	M 56-5



Boom warning device when boom not in support

- Driver receives an audible warning when the boom is not in the support and he switches to active driving
- Prevents typical accidents e.g. when driving under bridges


×	M 31-5
×	M 36-4
×	M 38-5
×	M 42-5
×	M 46-5
×	M 47-5
×	M 53-6
×	M 54-5
×	M 56-5

Boom

M 31-5	×
M 36-4	×
M 38-5	×
M 42-5	×
M 46-5	×
M 47-5	×
M 53-6	×
M 54-5	×
M 56-5	×

Boom grease central lubrication, electric

- Reduces the daily maintenance demand
- Optimum lubrication is guaranteed
- Lubrication quantities and cycles adjustable with Ergonic 2.0
- Allows manual intermediate lubrication



Pumps



Long life



Standard

Long life instead of standard delivery pistons

- More economical in all applications
- Service life 2 to 3-times longer than standard pistons
- Especially suitable for high pressures and abrasive concretes
- Low wear costs and high machine availability
- Note: Available only for pump type H, with the HLS range

×	M 31-5
×	M 36-4
×	M 38-5
×	M 42-5
×	M 46-5
×	M 47-5
×	M 53-6
×	M 54-5
×	M 56-5



Inner racks on platform for BSF M3/M4/M5

- Utilises the stowage space on the platform e.g. as pipe storage
- Lateral rolling down is prevented by the inner rack

	M 31-5
×	M 36-4
×	M 38-5
×	M 42-5
×	M 46-5
×	M 47-5
×	M 53-6
×	M 54-5
×	M 56-5



Auxiliary oil cooler (not in conjunction with pipe box)

- Additional cooling for hydraulic oil in very warm countries

×	M 31-5
×	M 36-4
×	M 38-5
×	M 42-5
×	M 46-5
×	M 47-5
×	M 53-6
×	M 54-5
×	M 56-5

Pumps

M 31-5	×
M 36-4	×
M 38-5	×
M 42-5	×
M 46-5	×
M 47-5	×
M 53-6	×
M 54-5	×
M 56-5	×

Low temperature accumulator

- Extends the temperature range of the accumulator to -30 °C due to different bladder material
- Note: depends on engine, transmission, core pump – engineering approval required (VM14020)



Cleaning

2nd mushroom button for hand/foot actuation of horn on hopper

- During hopper filling through the mixer, the horn can be actuated on two sides
- Especially useful when filling by two mixers



×	M 31-5
×	M 36-4
×	M 38-5
×	M 42-5
×	M 46-5
×	M 47-5
×	M 53-6
×	M 54-5
×	M 56-5



Hand/foot actuation of standard water pump on hopper

- One hand remains free for cleaning
- The water pump can be switched on/off by foot actuation




×	M 31-5
×	M 36-4
×	M 38-5
×	M 42-5
×	M 46-5
×	M 47-5
×	M 53-6
×	M 54-5
×	M 56-5

High pressure water pump 100 bar with dry-run protection

- Easy to clean
- Includes cleaning lance
- Encrusted residual concrete can be loosened with adequate pressure*

* Not when the concrete is fully dried out



×	M 31-5
×	M 36-4
×	M 38-5
×	M 42-5
×	M 46-5
×	M 47-5
×	M 53-6
×	M 54-5
×	M 56-5

Cleaning

M 31-5	×
M 36-4	×
M 38-5	×
M 42-5	×
M 46-5	×
M 47-5	×
M 53-6	×
M 54-5	×
M 56-5	×

Compressor 930 l/min, 10 bar incl. cleaning nozzles and cage screen


- Supplied with compressed air e.g. for cleaning the pump line



Compressor



Cleaning nozzles



Cage screen

Compressor 455 l/min, 12 bar incl. cleaning nozzles and cage screen

- Supplied with compressed air e.g. for cleaning the pump line



Water hose reel 3/4"

- Clean and compact stowage
- For standard water pumps

Water hose reel for HP pumps

- Clean and compact stowage
- Automatic recoil

×	M 31-5
×	M 36-4
×	M 38-5
×	M 42-5
×	M 46-5
×	M 47-5
×	M 53-6
×	M 54-5
×	M 56-5

M 31-5	×
M 36-4	×
M 38-5	×
M 42-5	×
M 46-5	×
M 47-5	×
M 53-6	×
M 54-5	×
M 56-5	×

Spray container with compressed air connection

- Preparation of components that come into contact with concrete
- Wets with formwork oil
- Easy to clean



M 31-5	×
M 36-4	×
M 38-5	×
M 42-5	×
M 46-5	×
M 47-5	×
M 53-6	×
M 54-5	×
M 56-5	×

Sponge ball container

- Clean and compact stowage
- Remains in the residual liquid, thereby reduces drying out
- Note: Generally included in standard equipment. Only optionally available for M 53-6 and M 56-5.



Safety

M 31-5	×
M 36-4	×
M 38-5	×
M 42-5	×
M 46-5	×
M 47-5	×
M 53-6	×
M 54-5	×
M 56-5	×

Grab rail left, handrail right

- Added safety when carrying out inspection and maintenance work on the platform



Stowage box

Boom pedestal handrail

- Fall protection for maintenance work on boom pedestal



×	M 31-5
×	M 36-4
×	M 38-5
×	M 42-5
	M 46-5
	M 47-5
	M 53-6
	M 54-5
	M 56-5



Horn on second-last arm, mushroom button (yellow) on hopper

- Guarantees audible communication between mixer operator (mixer is empty) over long distances and in loud surroundings




×	M 31-5
×	M 36-4
×	M 38-5
×	M 42-5
×	M 46-5
×	M 47-5
×	M 53-6
×	M 54-5
×	M 56-5

M 31-5	×
M 36-4	×
M 38-5	×
M 42-5	×
M 46-5	×
M 47-5	×
M 53-6	×
M 54-5	×
M 56-5	×

Delivery note box, stainless steel, on right-hand step

- Clean storage of delivery notes



Stowage for couplings in left-hand swivel leg (30m class)

- Defined stowage space for couplings
- Ergonomic access



×	M 31-5
×	M 36-4
×	M 38-5
×	M 42-5
×	M 46-5
×	M 47-5
×	M 53-6
×	M 54-5
×	M 56-5

M 31-5	×
M 36-4	×
M 38-5	×
M 42-5	×
M 46-5	×
M 47-5	×
M 53-6	×
M 54-5	×
M 56-5	×

Stowage box (painted in RAL 7016, structure-dependant)

- e.g. for couplings, reducers, etc.



Hose magazine on left-hand swivel leg (30m class) 36* only for NG machines from 2019

- Easy hose loading and unloading with guide roller
- Protected against contamination during transport



×	M 31-5
	M 36-4
×	M 38-5
×	M 42-5
×	M 46-5
×	M 47-5
×	M 53-6
×	M 54-5
×	M 56-5

M 31-5	
M 36-4	×
M 38-5	
M 42-5	
M 46-5	
M 47-5	
M 53-6	
M 54-5	
M 56-5	

Pipe store on support leg 36 left with 2-piece storage tray 5 m, including EX003028*

- Ergonomic storage of hose and pipes
- Protects against contamination during travel



* Left entry, swivelling, folding first step

Hopper

M 31-5	×
M 36-4	×
M 38-5	×
M 42-5	×
M 46-5	×
M 47-5	×
M 53-6	×
M 54-5	×
M 56-5	×

Pump control level monitoring with display

- Pump is controlled depending on fill level
- Shown via display



Pump control level monitoring without display

- Pump is controlled depending on fill level

×	M 31-5
×	M 36-4
×	M 38-5
×	M 42-5
×	M 46-5
×	M 47-5
×	M 53-6
×	M 54-5
×	M 56-5

M 31-5	×
M 36-4	×
M 38-5	×
M 42-5	×
M 46-5	
M 47-5	
M 53-6	
M 54-5	
M 56-5	

Work platform right, instead of steps

- Safer entry
- Safer cleaning



Carbide wear part set

- Extends service life
- Reduces service costs

×	M 31-5
×	M 36-4
×	M 38-5
×	M 42-5
×	M 46-5
×	M 47-5
×	M 53-6
×	M 54-5
×	M 56-5

M 31-5	
M 36-4	
M 38-5	
M 42-5	
M 46-5	×
M 47-5	×
M 53-6	
M 54-5	
M 56-5	

Cleaning step on underride protection

- Ergonomic cleaning
- Protects against damage



Vibrator, via radio and on-site operation

- Assures constant concrete flow

×	M 31-5
×	M 36-4
×	M 38-5
×	M 42-5
×	M 46-5
×	M 47-5
×	M 53-6
×	M 54-5
×	M 56-5

Hopper

Option packs

31-5, 36-4, 38-5, 46-5 and 47-5

M 31-5	×
M 36-4	×
M 38-5	×
M 42-5	×
M 46-5	×
M 47-5	×
M 53-6	×
M 54-5	×
M 56-5	×

Spray protection, folding

- Directive in Europe
- Prevents concrete escaping when reverse pumping



Europe kit

Hopper cover, folding
ESC - Ergonic Setup Control included

DE/EU street legal kit

Rear marking board
Retro-reflecting outline markings
LED lighting side boundary
Lateral underride protection

Lighting kit

LED lighting on the boom tip
LED lighting of water box
LED flashlight on arm 1, rear

Lightweight kit (from High Line, only 46-5 and 47-5)

Deck piping in boom pipework quality (2 layer)
Deck piping in boom pipework quality (2 layer) PROLINE

Operating kit 1

End hose squeeze valve "drop stop" mounted, operable by remote control
Signal, radio remote control not on board
EBC (basic) - Ergonic Boom Control

Operating kit 2

End hose squeeze valve "drop stop" mounted, operable by remote control
Signal, radio remote control not on board
EBC (PLUS) - Ergonic Boom Control in addition to EBC (basic)

Driver kit 1

Diesel tank in rear right support leg
Connects the diesel tanks

Cleaning kit

Compressor 455 l/min, 12 bar incl. cleaning nozzle and cage screen
Line for water or air to the boom tip
Cleaning platform for ergonomic hopper cleaning
Spray container with compressed air connection

Maintenance kit

Boom grease central lubrication, electric, cycles adjustable using remote control
2nd mushroom button for hand/foot actuation of standard water pump on hopper
Hand/foot actuation of standard water pump on hopper
Partial-flow filter for backwards pumping

Camera kit 1



LED reversing spotlight 2 ×, auxiliary
Rear view camera on hopper, display in cab

Camera kit 2 (from High Line)

LED reversing spotlight 2 ×, auxiliary
All-round 360° camera system without navigation

Camera kit 3

LED reversing spotlight 2 ×, auxiliary
Rear-view camera with connection to the chassis onboard system



Subject index

A	
All-round camera system	11, 35
Auxiliary oil cooler	23
B	
Bio-oil package	12
Boom	21, 22
Boom tip	21
C	
Cab	11
Cage screen	26, 35
Camera kit	35
CD-ROM	12
Central lubrication	22, 35
Chassis	14
Chassis onboard system	11, 35
Chassis, air-sprung	15
Cleaning	25, 26
Cleaning kit	35
Cleaning nozzle	26, 35
Cleaning platform	35
Cleaning step	32
Compressor	26, 35
D	
DE/EU street legal kit	35
Deck piping	35
Delivery line	18, 19
Delivery note box	30
Diesel tank	5, 35
Display	11
Distributor gear unit	15
Doku-Box	12
Driver kit	35
Dropstop	18, 35
Dry-run protection	25
E	
EBC	17, 35
Electric cable	21
Enclosed box	4
End hose	18, 35
End hose squeeze valve	18, 35
Entry	12, 32
EQV	18
Ergonic Boom Control	17, 35
Ergonic Setup Control	35
ESC	35
Europe kit	35
Extras	11
G	
Grab rail	28
Grease central lubrication	22, 35
'longlife' delivery piston	23
H	
Handrail	28
High pressure water pump	25, 27
Hopper	11, 25, 29, 32, 35
Hopper cleaning	35
Hopper cover	35
Horn	25, 29
I	
Illuminating	7
Inner racks	23
L	
LED flash unit	7
LED flashlight	8, 35
LED lamp	8
LED lighting	7, 9, 35
LED reversing spotlight	10, 35
LED side marking light	10
LED spotlights	7
Level monitoring	31, 35
Lighting	7, 14
Lighting kit	35
Lightweight kit	35
Line, air	21, 35
Line, water	21, 35
Low temperature accumulator	24
M	
Modular cabinet	9
Mushroom button	25, 29, 35
O	
Operating kit	35
Operating manual	12
Option packs	35
OSS one-side support	5
Outline markings	8, 35

P	
Paint package	13
Painting	13
Partial-flow filter	12, 13, 35
Pipe store	30
Platform	23
PROLINE	19
Pump	23, 24
Pump control	32, 35
Pump state	30
R	
Radio remote control	17, 35
Rear lighting	14
Rear marking board	35
Rear view camera	11, 35
Reversing spotlight	35
Agitator function	35
S	
Safety	28
SH end hose	20
Side boundary	35
Spare parts list	12
Sponge ball container	26
Spray container	26, 35
Spray protection	34
Squared timber 8 x 1000	4
Squared timber 8 x 600	4
Squeeze valve	18, 35
Standard water pump	25, 35
Steady Hose	20
Storage tray	30
Stowage box	30
Street legal kit	35
Subject index	34
Support	4
Support leg	5, 7, 30, 35
Support plates	4
Swivel leg	31
T	
Technology kit	35
Tool box	9
U	
Override protection	14, 32, 35

V	
Vibrator	33
W	
Warning device	21
Warning light	9
Water box illumination	8
Water hose reel	27
Water pump	25, 27
Wear parts	32
Work platform	32
Working spotlight	7

Available for

M 31-5
M 36-4
M 38-5
M 42-5
M 46-5
M 47-5
M 53-6
M 54-5
M 56-5

M 31-5
M 36-4
M 38-5
M 42-5
M 46-5
M 47-5
M 53-6
M 54-5
M 56-5

M 31-5
M 36-4
M 38-5
M 42-5
M 46-5
M 47-5
M 53-6
M 54-5
M 56-5



Putzmeister Concrete Pumps GmbH

Max-Eyth-Straße 10 · 72631 Aichtal / Germany

P.O. Box 2152 · 72629 Aichtal / Germany

Tel. +49 (7127) 599-0 · Fax +49 (7127) 599-520

pmw@pmw.de · www.putzmeister.com

