




Putzmeister



Rotary distributors

Economic and spatial miracles

The extended arm of concrete distribution

Rotary distributors fit precisely in places where others have to adapt

As far back as ancient Greece, the circle was considered to be the perfect shape. All points of a circle are equidistant from the centre. It is precisely this characteristic that makes using rotary distributors in concrete placement so effective. They can be turned through 360 degrees and in this way achieve the maximum possible working surface.

Rotary distributors are a very cost-effective alternative to truck-mounted concrete pumps, stationary booms or delivery lines, when it comes to distributing concrete over a wide range. Alternatively, they are used in combination with placing systems in order to extend their areas of application. They are easy to relocate by crane once concreting of a particular area is finished.

Moreover, their reach of up to 22 m is not noticed until they are set up. They are extremely undemanding in terms of space requirement and weight during transport. However, they are extremely generous in terms of the variety of models available, and boast exceptional flexibility and durability. With all these advantages, rotary distributors are the first choice when other options reach their technical or economic limits.



Sophisticated design – marvellously compact, rapidly extended

Your requirements determine our product range: From the compact, hand-held additional unit, which consists of just a hinge and two elbows, to rotary distributors with a reach of up to 15 m which can effortlessly concrete an area of up to 700 m², through to hydraulically slewable rotary distributors, used mainly in precasting works.

The direct trigger behaviour and low weight ensure precise and comfortable work – whether manually or hydraulically controlled.

A further advantage is that these models are simple to transport: The RV 0 or RV 7, for example, can be transported very easily using a trailer or even on larger truck-mounted concrete pumps, thanks to their clear dimensions and low weight. The design of the RV 10, RV 12/13 and RV 15 models is so compact that they can be transported easily to the construction site using a truck or trailer, using a minimum of space.

And all of these benefits are available to you with the tried-and-tested Putzmeister quality: Robust, practical, low-wear and low-maintenance.



Everything revolves around your applications



A summary of possible applications

- **Concreting large areas and floors that can no longer be reached or fully covered by a truck-mounted concrete pump**
- **Concreting floors and pillars where using placing booms would be too costly**
- **Manufacture of precast concrete parts**
- **On tunnel construction sites**

Rotary distributors are real all-rounders

Stationary concrete pumps with a wide range of outputs combined with rotary distributors with different reaches ensure an optimized process in many areas. Take the Belgian precasting works Eloy et Fils, for example. By means of well-considered planning and largely automated production, this Belgian manufacturer of pre-fabricated concrete parts has been able to rationalize and expand production. The use of rotary distributors has proved itself worthwhile in the best way possible. Devices with a reach of 13 m and two horizontally slewable pipe hangers allow several types of filling in one operation, without the need for conversion.

Another example is the construction of the Zhuhai Tunnel in China where rotary distributors, which are fitted to the tunnel formwork using lifting gear, have proven useful. However, the machinery can also be put to use just as economically in sewage treatment plants for example, or on various types of construction site worldwide, where rotary distributors are also used as a flexible supplement to the truck-mounted concrete pump placing booms.

Versatile in use thanks to sophisticated options

- **If lifting gear is used**, rotary distributors are very well suited to concreting in tunnels, for example
- **If fitted to a rail-guided frame**, rotary distributors are ideal for use in precasting works
- **The lift function** of the RV 12 makes it possible to reach surfaces for concreting that are up to 4.0 m higher
- **Screw-on feet** raise the RV 13 and RV 12 Lift by 0.5 m (optional)
- **As an accessories kit**, the RV 7 can be conveniently transported with a truck-mounted concrete pump
- **Reducer pipe, 5.5" to 4.5", 1000 mm long** for adapting to delivery lines, available as an option (no illustration)
- **Hydraulic operation** possible
- **Delivery line with two-layer lines** available (no illustration)
- **Hose slide** for the delivery feed pipe (no illustration)
- **PVC hose 2.0 m, SK 100/4.5**, available for RV 12 Lift (no illustration)



An offer with no corners or edges

RV 0

- Compact, hand-held additional unit for spreading concrete
- Ideal for tight spaces on the construction site
- Adjustable base frame with a hinge made of 2 delivery line bends
- Can be equipped with delivery line bends of many of the usual line diameters and coupling sizes
- The slewing circle is unrestricted



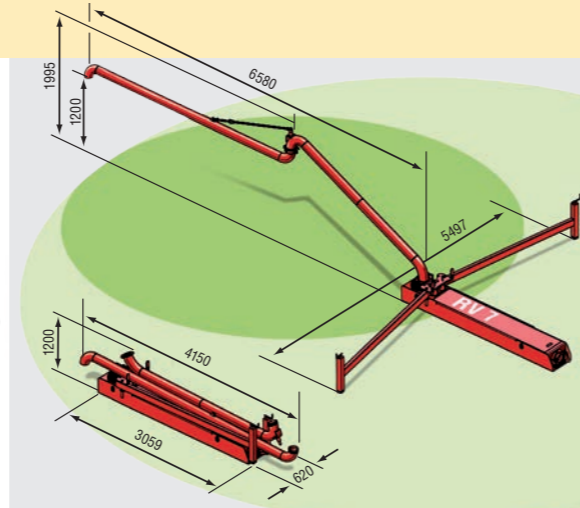
RV 12 Lift

- The RV 12 Lift can reach areas for concreting and pillars that are up to 4.0 m higher (to adjust the height, the last arm can be raised with a hydraulic hand pump)
- Height to be increased by 0.5 m using bolt-on feet (optional)



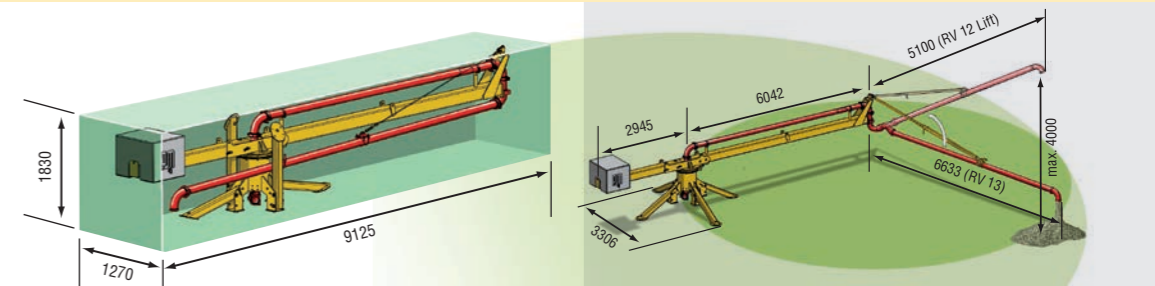
RV 7

- Small, flexible piece of equipment
- Easy to transport, thanks to its compact dimensions and low weight
- Transport by trailer or on larger truck-mounted concrete pumps (fits exactly into the bracket for 3 m pipes, which is present on the support feet of many machines)
- Can be made ready for use quickly (can be set up by 2 people within 10 minutes)



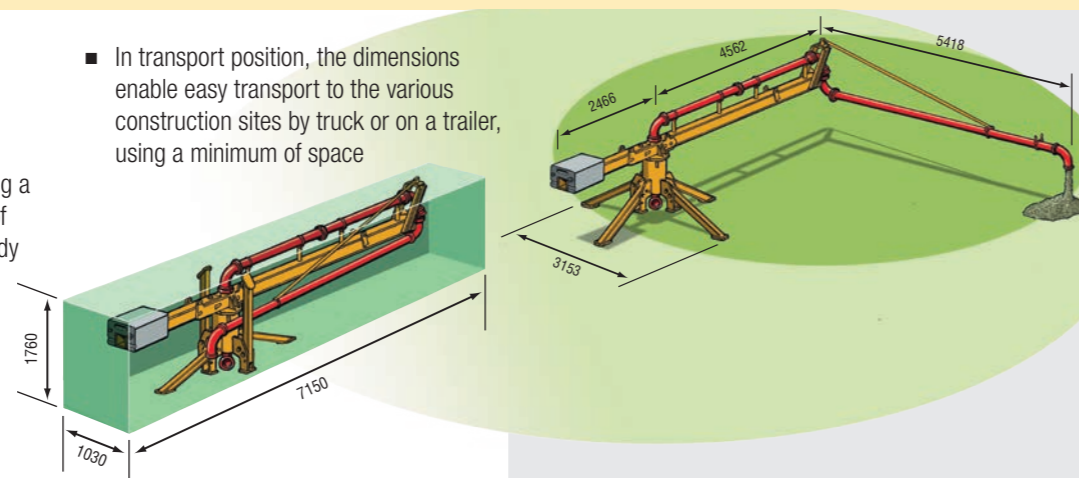
RV 13

- Areas of up to 500 m² can be concreted from one fixed point
- Height to be increased by 0.5 m using bolt-on feet (optional)



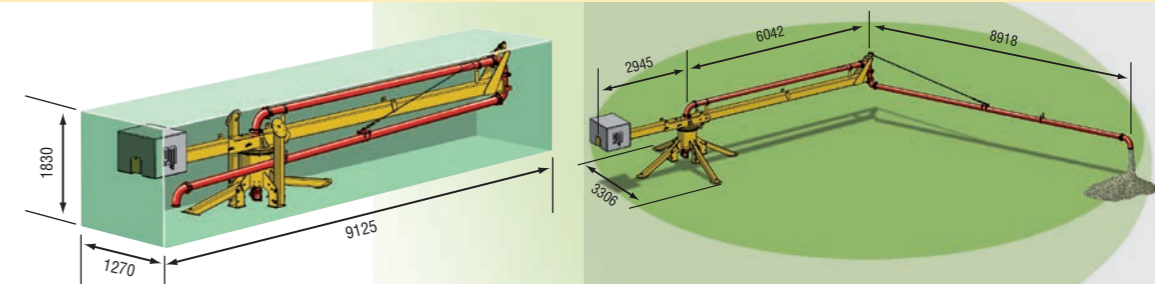
RV 10

- Ideal for large areas and floors
- Large areas of up to 320 m² can be concreted from one fixed location
- If the rotary distributor is moved using a construction crane, concrete areas of practically any size can be made ready for building
- In transport position, the dimensions enable easy transport to the various construction sites by truck or on a trailer, using a minimum of space



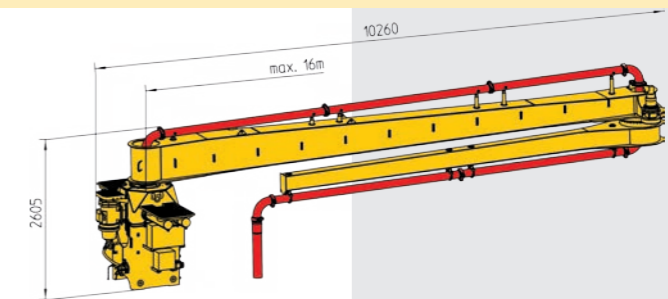
RV 15

- Areas of up to 700 m² can be concreted from one fixed point



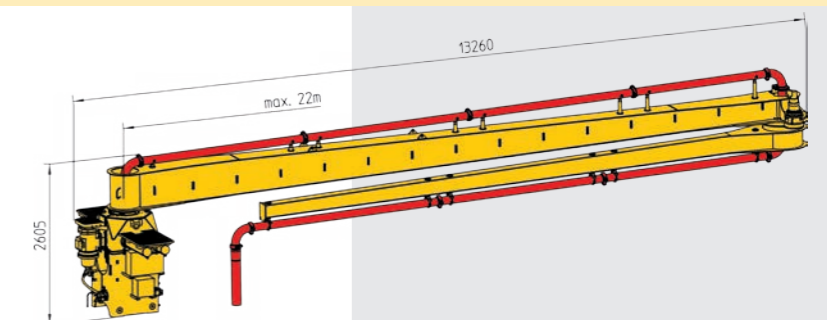
RV 16

- Areas of up to 800 m² can be concreted from one fixed point
- Hydraulically slewable
- Mounted on Putzmeister column system RS 850



RV 22

- Areas of up to 1500 m² can be concreted from one fixed point
- Hydraulically slewable
- Mounted on Putzmeister column system RS 850



Type	RV 0	RV 7	RV 10	RV 12 Lift	RV 13	RV 15	RV 16	RV 22
Delivery line DN	100	125	125	100* / 125	100 / 125*	100	125	125
Arms	-	2	2	2	2	2	2	2
Reach in m	-	6,6	10	12	13	15	16	22
Concreting area in m ²	-	132	320	450	500	700	800	1500
Transport measurements in m	0.8x0.5	4.2x0.6x0.8	7.1x1.0x1.8	9.1x1.3x1.8	9.1x1.3x1.8	9.1x1.3x1.8	-	-
Weight (without concrete) in kg	68	610	1020	2600	2600	2700	5400	6000

*as standard

Rotary distributors at a glance

- **Concreting large areas and floors** that can no longer be reached or fully covered by a truck-mounted concrete pump
- **Can be used when manufacturing prefabricated concrete parts**
- **Used in tunnel construction sites**
- **Comfortable handling**
- **Uncomplicated transport**
- **Quick set-up**
- **Practical, optional accessories**
- **Low-maintenance and easy to service**



Further brochures:

Ergonic® CT 4690
Stationary concrete pumps CT 2632
Delivery line systems PM 2300



Putzmeister Concrete Pumps GmbH
Max-Eyth-Straße 10 · 72631 Aichtal / Germany
P.O.Box 2152 · 72629 Aichtal / Germany
Tel. +49 (7127) 599-0 · Fax +49 (7127) 599-520
pmw@pmw.de · www.putzmeister.com

 **Putzmeister**