



**Putzmeister**



# Telebelt TB 130 G4

Designed for a variety of applications

# About the Telebelt®



**Transfer from the Feeder to the Main:**  
At the end of the feeder belt a hart metal scraper is scraping the material of the belt and transfers the material into a chute to the main conveyor.

**Feeder belt:**  
The feeder belt can be slewed and lifted hydraulically to ensure easy set up.

**5-section telescopic belt conveyor:**  
Enables continuous material placing while slewing, tilting and telescoping of the boom.

## What makes the Telebelt® a great machine

- Low fuel consumption of only 9 l/h\*
- A wide range of applications create independence from concrete conveying and increase capacity utilisation
- Low wear: Limited to rollers, conveyor belt, sliding blocks and scrapers, each of which can last for several years.
- Conveying non-pumpable concretes makes it possible to convey concretes with a lower cement content or larger grain size
- No residual concrete in the conveying of concrete saves money every year
- Convey multiple materials on one day
- Precise material placing enables it to distribute on the right spot
- Material placing in difficult to reach spots
- Material placing without driving on the surface prevents damages to the underground

\* Fuel consumption can vary depending on truck choice and conveyed material.

**Feeding the Telebelt with machinery depending on the application:**

- Truck Mixer
- Dumper trucks
- Wheel loader
- Excavator
- Material Feeders

**Hoppers made for all applications:**



Foldable hopper (Standard)



Rock hopper 3,10 m x 1,95 m (Optional)



Low profile hopper 1,05 m x 0,9 m (Optional)



Front end loader hopper 2,00 m x 1,00 m (Optional)



Side loading channels 2,45 m x 0,76 m (Optional)

# A variety of applications and material

## Convey with ease

From pervious or roller-compacted concrete, sand, and up to 6" rock, the Telebelt handles it all with ease. The Telebelt allows you to diversify your business with the endless application possibilities. Some unique applications include landfill lining, nuclear power plants, hydroelectric projects, piers, breakwaters, paving, and much more for your conveying success.

**Backfilling** Telebelts offer a quick way to clear obstacles and place material exactly where you want it. Best of all, there's no need for all-wheel drive mixer trucks, skid-steer loaders, or other equipment typically used for backfilling jobs.

**Tilt-up and outdoor slabs** Telebelts move quickly around the job so there's no dragging of hose over forms, allowing placement of large slabs or tilt-up jobs without interruption. Telebelts place any type of concrete, have low impact on forms, and do not require priming. All material runs off the belt, leaving a clean job site.

**Dams** Ideal for mass placement, Telebelts are the perfect fit for dam projects. Multiple placements on the same day are simple with maximum outputs up to 5.56 yd<sup>3</sup>/min (4.25 m<sup>3</sup>/min). Horizontal reaches over 126' allow easy access to difficult-to-reach areas.

**Caissons** Telebelts can convey materials up to 6" (152mm) rock, making it ideal for the larger aggregate concrete used on caisson pours while saving you on material and wear costs. Positioning a Telebelt to feed from the batch plant surge bin eliminates the need for a ready-mix truck, reducing transport costs.

**Demolition and excavation sites** Remove debris from hard-to-reach demolition and excavation sites by using the Telebelt's reverse conveying function. A 10 ft reversing conveyor is added to the machine in addition to a front-end loader hopper to the end of the main conveyor boom. Debris can be unloaded into bins or a dump truck, keeping your jobsite clean and efficient.

**Landscaping** Convey rock, mulch, sand, or soil with little physical work and increase your productivity. A Telebelt accomplishes the job efficiently, from one easy setup location to little cleanup when the day is done.

**Foundations and footing** Need to place gravel and concrete on the same site in the same day? Telebelts can perform multiple tasks from a single location. The conveyor's smooth "surge-free" flow and minimal drop distance result in a more uniform form loading.

**Wind farms** Telebelts quickly and efficiently place low slump structural concrete, making them ideal for a turbine's foundation and pedestal. There's no worry of air containment, and repositioning is quick and easy, reducing the risk of cold joints.

**Bridge decks** The ability to handle harsh, low slump mixes at high volume makes Telebelts perfect for bridge pours. Conveying with a Telebelt ensures there's no separation, slump loss, or loss of air containment, making the Telebelt capable of completing highly scrutinized pours.

**Warehouse slabs** With extremely low unfolding heights and the ability to move rapidly, a Telebelt can be set up and operated on jobs with height restrictions. Material can be conveyed long distances in enclosed structures, like warehouse slabs.



## Besides typical concrete, Telebelts easily place tough and unpumpable mixes

Diversify your business by placing a wide variety of materials with your Telebelt. The equipment can move any flowable material, large aggregate concrete, and fracking sand.



# The newest generation of Telebelt®

# Improvements to safety, cost efficiency, & material flow

## Designed with operators — for operators

Within the engineering process of the new TB 130, our engineers gained valuable insight from several owners, technicians, and operators around the world to ensure we developed a product with the right features and functionality you need to succeed. Working in conjunction with the latest technology of Ergonic® 3, we have now introduced Full Flex and iSC on the newest Telebelt generation. Several improvements were made to maximize output – including improvements to the feeder, transfer, and the main belt. With the new belt design, we are now able to offer the option of a conventional cab.



## Free flow hydraulics in a closed loop system

- The closed loop hydraulic system is now featured on the Telebelt.
- The short time reverse conveying function solves blockages on the transfer or on the boom tip.
- The closed loop hydraulic system uses 14% less oil compared to the open loop system.
- Minimized friction ensures a highly efficient system.

## Benefits at a glance

### Boom

- New cut out on Arm 2 allows for european standard trucks
- A flatter main belt makes it possible to convey up to a 28° inclined angle
- Auto lubrication for boom cylinders, belt motors, and slewing gear
- Large platform with safety railing makes it safer to work on top of the turret
- Wider transfer for increased output

### Feeder

- Curved feeder roller position on hinge prevents material from spilling over

### Pedestal

- Rear outriggers and front slewing legs make it possible to set up the feeder between the cab and the leg
- More fuel capacity with the diesel tank in the slewing leg
- Fully flexible pedestal, outriggers, and slewing legs make it possible to set up at any intermediate position
- Large storage area in the front to store the hopper
- Vertical lift cylinder for increased lift height
- Easy to maintain due to great accessibility for main hydraulic parts

### Control System

- Ergonic® 3 with harmonized HMI along the Putzmeister product portfolio
- Easy and accurate diagnostics with advanced fault management
- Display on remote provides all relevant information needed for the operator
- iSC gives maximum flexibility when setting up the machine, and restricts the working range according to the set up position

## Redesigned for a better experience

**Fully flexible outriggers** Swing out legs in the front and telescopic legs in the rear enable more set up positions in tighter spaces.

**Large storage area behind the cab** Easily store the hopper behind the cab. Retrieving the hopper is more convenient with sliding plates and steps to the front deck.

**Improved outrigger vertical lift cylinders** The outrigger vertical lift cylinder height has been increased to approximately 20" (500 mm), enabling easier machine leveling.

**Improved accessibility** The slewing gear drive, main hydraulic pump, and hydraulic filters are more accessible, reducing service costs.

**Curved feeder design** Rollers were adjusted to have a smoother angle at the hinge of the feeder, preventing material from falling over the transfer.

**Wider transfer area** The opening on the feeder transfer has been enlarged for more output.

**Flat main belt** Reducing the incline in the transfer area increases output and helps prevent material from falling back.

## New and improved features for safety

The 4th generation TB 130 has been redesigned with safety in mind. New features to the feeder, boom, and turret allow for better maneuverability with reduced risk of falling.

**Large platform** The large platform allows for safe maneuverability when service and maintenance is needed.

**Fall protection system** The fall protection system can be added to the boom and turret to further improve safety.

**Handrail** Operators and servicemen can attach a harness to the handrail, which is accessible on all sides of the platform.

**Emergency stop button** The emergency stop button on the feeder can be pressed to stop the machine in case of an emergency.

## Standard features

### Boom & Turret

- Electric central boom lubrication
- Large platform on top of turret
- Sealed roller bearings
- Side-mounted pressurized air supply
- 18" (457 mm) 3-ply continuous nylon cord vulcanized spliced belt
- Spring-tensioned carbide scraper system

### Feeder

- Emergency stop button
- Horn switch
- Folding feeder hopper including steel grate
- 18" (457 mm) 3-ply continuous nylon cord vulcanized spliced belt
- Spring-tensioned carbide scraper system

### Pedestal & Outriggers

- 2000 psi (2.8 gal/min) high pressure washer
- LED indicator lights on support legs
- LED spotlights (4) for support area
- Large side-mounted aluminum toolboxes
- 600 L diesel tank in slewing leg w/ fuel nozzle
- 700 L water tank with inlet on left side
- 2ft x 2ft outrigger pads
- Bubble level indicator
- Lubrication points on support legs
- Steps to access front deck (left side)
- Electric oil cooler with automatic control

### Control System

- Ergonic® 3 inside
- Radio Remote control w/ display
- iSC (intelligent Setup Control)
- Manual control backup for all functions



# The TB 130 in profile

## Our most supportive system ever – iSC

Putzmeister is revolutionizing set-up control with the new intelligent Setup Control (iSC). iSC offers a significant improvement with machine reach and flexibility.

The heart of iSC is the software, which calculates the working range of the machine. The available working range is shown on the display on the remote and the control cabinet, along with the available reach around the machine.

iSC is equipped with all machines delivered to the European market.

Outside Europe the iSA (intelligent setup assistant) system is offered.

iSA enables the same flexible set up as iSC. It differs in the possibility to be turned of and that the operator needs to ensure that the machine is lifted correctly.

If neither iSA or iSC is required machines can be delivered with full support only.

## More flexibility than ever before

- **Maximum versatility**  
Optimum support options for the most difficult site conditions.
- **Maximum reach**  
The reliable reach prediction allows machine operators to utilize the robust structure of Putzmeister machines to their fullest potential.
- **Maximum safety**  
Ensuring stability even with partial support by limiting the possible working area.

# The Full Flex steel structure

## The Full Flex steel structure

The new generation of the Telebelt 130 has a reinforced steel structure that makes it possible to set up at any intermediate position.

The combination of iSC and the optimized steel geometry enables a new level of flexibility. With the Putzmeister Full Flex base structures, supporting and setting up the machines is easier and more flexible than ever before – and incredibly straightforward for machine operators.

Clearly structured figures in real time, intuitive operation, and a radio remote control make setting up on site quick and easy.



## Simple and intuitive

Using iSC is simple and easy to operate.

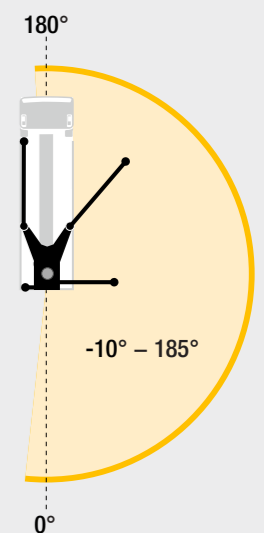
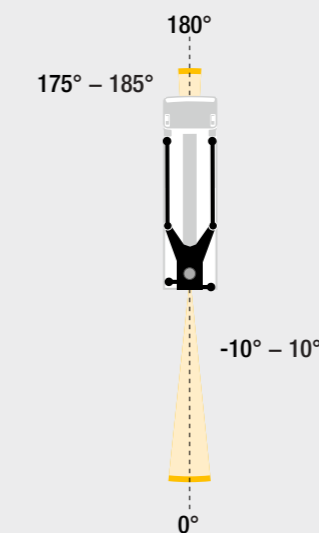
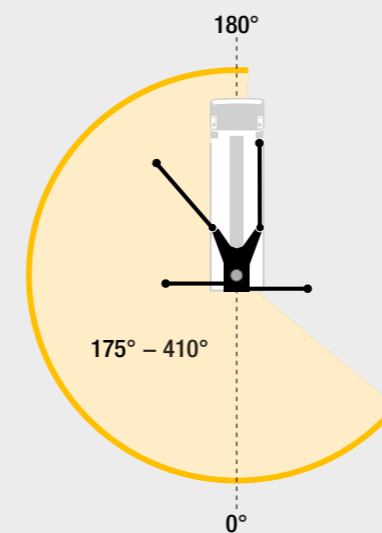
- 1 Set up your machine according to the available space
- 2 See the possible working range in the support menu on the remote
- 3 Operate the boom as normal

## Set up positions with iSC & Full Flex

**Rear outriggers extended** Achieve up to a 235° working range with 50° to the right over the rear leg, and 5° on the front closed side

**Closed setup** Operate the boom up to 10° to the left and right when extended back, and 5° to the left and right when extended forward

**OSS position** With the right side outriggers extended, the working range is over 180° with up to 10° on the closed side



Working range angles can vary depending on machine configuration

# AS EASY TO OPERATE AND MORE INTUITIVE THAN EVER BEFORE

## ERGONIC® 3

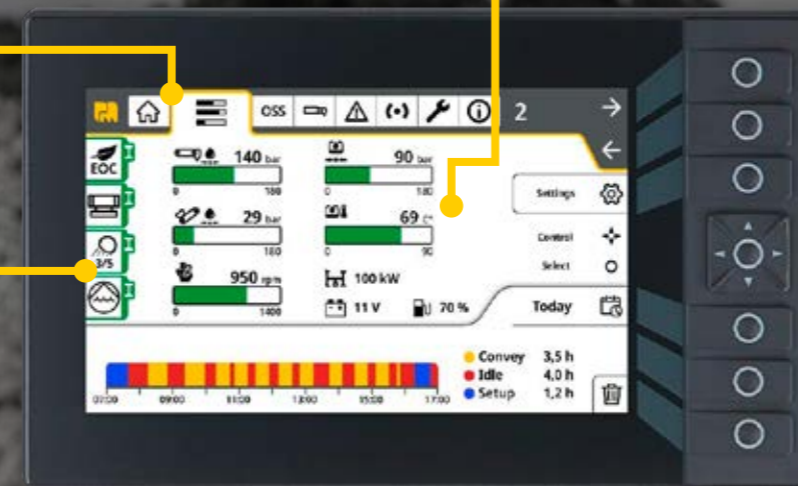
### The new Ergonic® 3 – clear, fast, and safe

- **Continuous operating concept** for all Putzmeister products with the same functions and displays – whether on the radio remote control or the Ergonic® Graphic Display (EGD).
- **Intuitive work and quick reactions** with a clear menu structure and intuitively arranged functions.
- **Full overview** of machine status on the radio remote control and EGD (incl. valves, sensors, and LEDs on fuses).
- **Detailed fault management:** Faults are easy to detect and rectify – even without a Putzmeister technician.
- **Multi-level emergency operation** keeps the machine running even in the toughest conditions.

### The Ergonic® Graphic Display (EGD)

**Static menu bar** The menu bar at the top of the screen is accessible on every screen of the display, and is the same menu that is on the radio remote control.

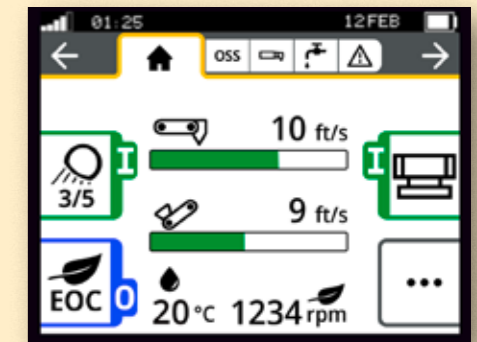
**Live operating data** Dynamic live status of belts, boom, and support system help to easily understand what's going on.



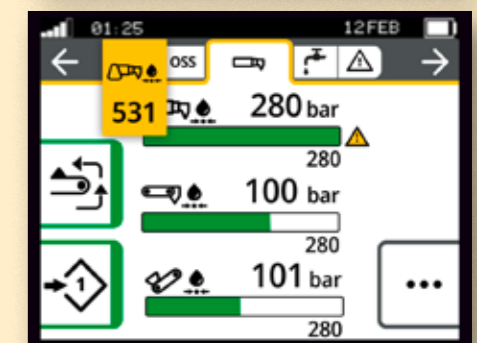
**Status indicator + color code** Each menu page offers shortcut keys for the most common functions. The shortcut keys on the EGD look the same as on the radio remote control. If the radio remote control is the selected point of operation, the shortcut keys are grayed out, but still show the current status of the function/control.

### Keeping an overview in every situation

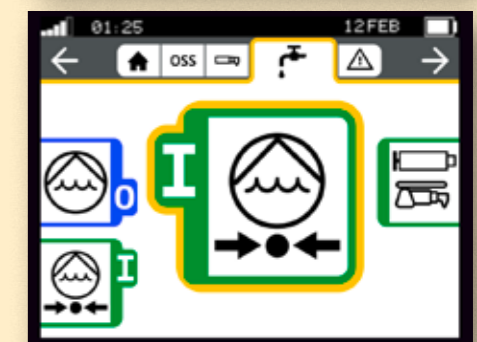
- The static menu bar guides users through the available functions.
- Neatly and intuitively arranged functions.
- Simple menu structure with a maximum of two submenu levels.
- Main menu with all standard functions and additional details in submenus.



Main menu



Submenu level 1



Submenu level 2

### Ergonic® 3 inside

#### EOC Ergonic® Output Control

Regulates the optimum motor speed for smooth operation with fuel efficiency and low wear.

### A new remote for new functions

#### EGD-RC Ergonic® Graphic Display – Remote Control

- **Machine data is displayed on the screen** such as hydraulic oil temperature and belt speed
- **Temporary reverse conveying function** to solve blockages
- **Toggle switches** for main functions
- **Operations Mode switch**
- **Light on and off switch**
- **User-defined boom speeds**
- **High pressure washer cleaning function** on remote

### The best of two worlds

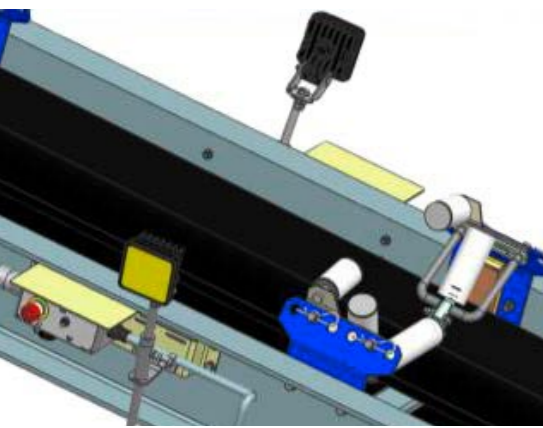
The TB 130 Gen 4 harmonizes the control system between the Telebelt and boom pump.

- Experienced Putzmeister customers quickly and easily become familiar with operation.
- New customers will need little training or instructions with intuitive operation.
- With one system, operators can quickly transition to a wide variety of machines.

### Ready for the future

- **A future-oriented solution** with interfaces for future expansions and easy software updates.
- **Service-friendly concept** with services that can be accessed and implemented efficiently.
- **Clearly guided fault management** on the radio remote control and display.

# Options



### Detachable LED hopper lights ▲

Two 24W LED stick-mounted lights easily attach to the boom, providing more visibility and safety while on the job.



### Fall protection system ▲

In addition to the standard platform, the New Gen TB 130 also features an optional fall protection system that runs along the length of the boom and on the turret. The swing-up arm is held as the operator maneuvers the platforms, and is designed to have a harness attached for an additional level of safety.



### Flushing water pump ▲

Remove dust and light dirt with the flushing water pump when high pressure washing is not required.

### ◀ Spray tank with compressed air connection

Easily prevent concrete from sticking to the machine with the spray tank with compressed air connection. It is already connected to the compressed air system of the truck, so there is no need for a manual hand pump.

## Available Options

### CHASSIS

- Diesel tank connection, with pump nozzle
- Rear markers
- Trailer hitch mounted on pedestal (only for EU)
- Underrun protection, lateral
- Underrun protection, rear, integrated lights, not foldable

### CLEANING

- Spray tank with compressed air connection
- Water pump, 160 l/min (42,3 gal/min) 25 bar (362 psi)

### SUPPORT

- Timber wood 8 x 1200 in magazine, on support leg left side
- Timber wood 8 x 1200 in magazine, on support leg right side
- Support plates (4x), in magazin 1m diameter

### HOPPER

- Electric outlet on feeder for vibrator
- Front End Loader Hopper (Aluminum) 0,6 m³
- Hopper lighting, LED, detachable
- Low Profile Hopper (Aluminum) (200 mm above rails) 0,1 m³
- Rock hopper, 3cu/yd (2,3 m³)
- Side Channel Hopper (Aluminum) 0,2 m³
- Steel grate for front-end-loader hopper
- Steel grate for rock hopper

### LIGHTING

- 2 work lights on arm 1
- Backup lights (2x) additional, LED

### STORAGE

- Stowage compartment, RAL 7016 (depends on mounting)

### HEATING OPTIONS

- Heating Lamp for Waterpump Box
- Hydraulic Water Tank Heater

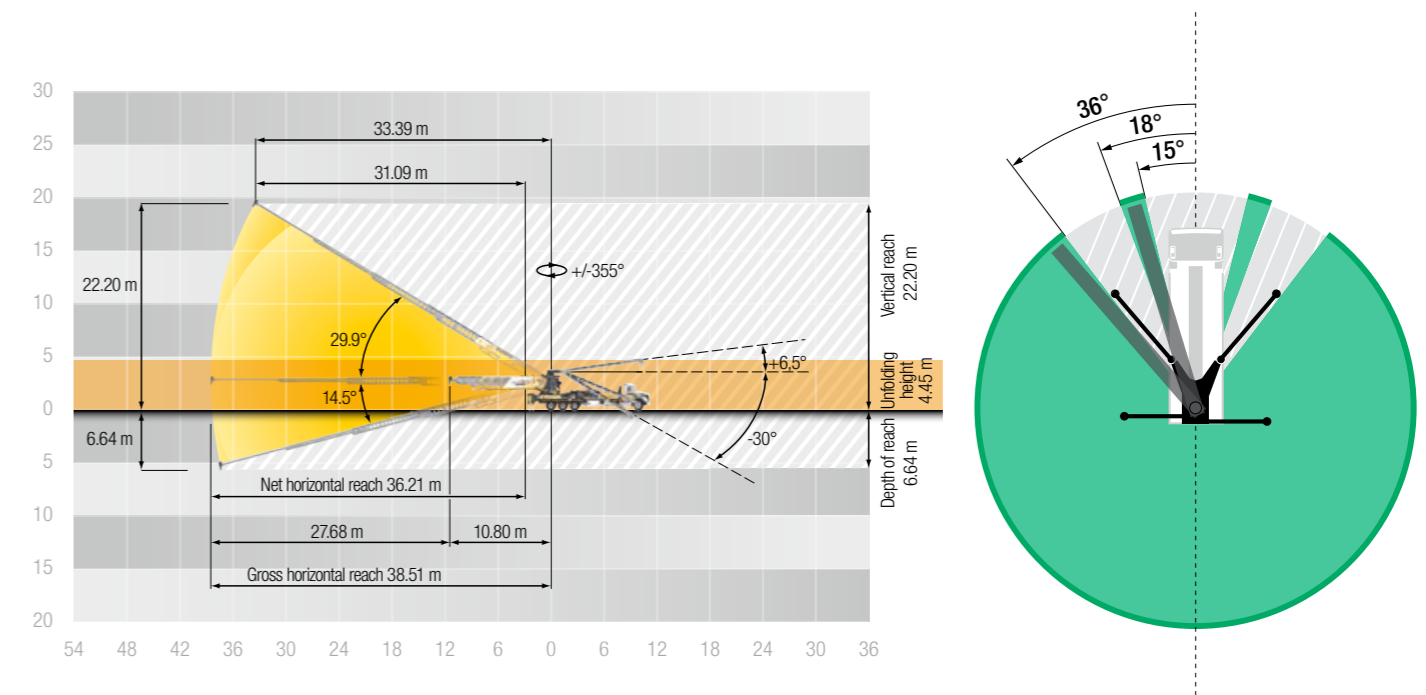
### MISCELLANEOUS

- Bio-degradable hydraulic oil package incl. by-flow filter
- By-flow filter
- Reversing Conveyor incl. Hydr. Quick Connections
- Spare Parts Package

### SAFETY

- All around camera-system 360°, CAMOS, incl. BE002936
- Fall Protection System on Boom
- Fall Protection System on Turret
- Rear-view camera, chassis on-board system integration, incl. BE002936
- Rear-view camera, display in the cab, incl. BE002936

# TB 130 Specifications



Feeder and Conveyor			
Main Conveyor		Imperial	Metric
Conveyor horizontal reach	Maximum at 0°	126' 4"	38.51 m
	Maximum at 30°	109' 5"	33.39 m
	Net at 0°	118' 8"	36.21 m
Discharge height from grade	Maximum at 29°	68' 3"	20.81 m
	Maximum at -15°	-25' 10"	-7.86 m
Observed capacity	Observed at 0°	5.00 yd³/min	4.0 m³/min
	Observed at 20°	5.00 yd³/min	4.0 m³/min
Conveyor belt width		18"	457 mm
Trunk / end hose length		15' 0"	457 m
Rotation			+ / - 355°

1 <sup>st</sup> section arm length	20' 0"	6.1 m
2 <sup>nd</sup> section arm length	32' 6"	9.9 m
3 <sup>rd</sup> section arm length	24' 7"	7.5 m
4 <sup>th</sup> section arm length	23' 7"	7.2 m
5 <sup>th</sup> section arm length	25' 11"	7.9 m

Feed Conveyor	Imperial	Metric
Length	38' 0"	11.60 m
Belt width	18"	457 mm
Rotation		360°

Machine			
General		Imperial	Metric
Water tank capacity		185 gal	700 L
Hydraulic oil tank capacity		112 gal	424 L
Diesel tank		159 gal	600 L
Outriggers		Imperial	Metric
Net reach beyond outriggers	at 0°	120' 9"	36.81 m
	at 29°	105' 0"	31.99 m
Outrigger spread L - R	front – hydraulically swing out & down	29' 2"	8.88 m
	rear – hydraulically extend out & down	28' 8"	8.74 m

Maximum theoretical values listed. Truck dimensions will vary with different truck makes, models, and specifications.

# Build on Putzmeister – in service, parts, training

## Everything that sets service apart

Swift assistance, meaningful advice and a reliable supply of genuine Putzmeister accessories and parts – in over 120 countries worldwide. This is what we at Putzmeister understand as first-class service.

### Ideally placed to support you


We provide continuous training for our service technicians, provide a close-knit information network and the latest equipment and consistently strive to meet our customers' needs.

Thanks to state-of-the-art technology, our employees have all the relevant technical information about your machine at their fingertips, should the need arise. Allowing us to provide you with the best possible support for emergencies, repairs or preventive maintenance.



### Genuine parts for maximum availability

It goes without saying that we use only genuine Putzmeister parts in our workshops. This is the only way to guarantee consistent quality, checked for interoperability. And you can be absolutely sure that your machine meets the tough requirements with maximum performance and availability.



### Excellent in quality customer proximity

In case of need, you have two options: Either the service team visits you or you take your machine to one of our service workshops. The latest tools, software analysis solutions and genuine parts ensure that your machine is operable again immediately.

All Putzmeister workshops and the workshops of our international Putzmeister partners meet our high quality standard. Especially when it comes to manufacturer's inspections and acceptance procedures in accordance with specifications.



### Induction at handover – everything correct from the outset

So you and your machinist can adapt perfectly to all special features and innovations.

### Customer training – benefit from expert knowledge

Practice-based learning offers a host of benefits: Your employees master the machine with all its special features, use the machine to optimum effect, reduce operating costs and avoid operating errors.

### 100 hours of customer service – avoid potential sources of error

Our customer service team provides you with a status report on your concrete pump as per the Putzmeister service plan.

### Our services for cost-effective activities

The Putzmeister service support points offer you these services – all provided by our experienced service employees:

### Mandatory machine inspection – calculable costs instead of incalculable failures

Visual inspection and functional check of components for 100% safety. The hydraulic system with cylinders, electrical system and core pump are also inspected.

### 500 hours of customer service – protect your investment, retain your value

Our technical customer service team is the number one choice for checking the safety and wear of your machine. You receive a status report for this too.

## Our range of training courses and seminars

### For concrete pump machinists

- Training and development seminars Concrete pumps
- Training and development seminars PUMI with piston and rotor pumps
- Regional / company seminars (in your region or on your premises)

### For concrete pumps mechanics

- Training and development seminars Concrete pumps

### For concrete pump machinists and mechanics

- Practical days in Aichtal
- Training: Handover and induction, on-the-job training

### For workshop managers and foremen

- Overview of current developments in Putzmeister concrete pumps
- Qualification at the customer workshops for requisite maintenance work

Further information can be found at: [www.pm-akademie.de](http://www.pm-akademie.de)



# Here for you every step of the way

## Our Putzmeister Promise

We build machines that increase your production and give you a competitive edge – and these machines are continuously developed. Innovative technologies and durable quality need to adapt to your ever-changing daily challenges. Our products stand for optimum output with low fuel consumption, wear, and costs.

Our customers will always have a thinking, intelligent partner in all their undertakings; a partner that will deliver to their exact requirements regardless of the complexity of the task or the remoteness of the scale. With knowledge and understanding backed by experience, we approach every task with renewed enthusiasm – be it a small scale construction or a mass assignment, tight deadlines, or unique concreting and manufacturing needs.

## Your Putzmeister Team



## Putzmeister Concrete Pumps GmbH

Max-Eyth-Straße 10 · 72631 Aichtal / Germany  
P.O.Box 2152 · 72629 Aichtal / Germany  
Tel. +49 (7127) 599-0 · Fax +49 (7127) 599-520  
pmw@putzmeister.com · www.putzmeister.com

