

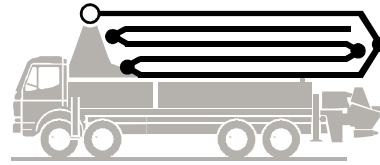
PRELIMINARY



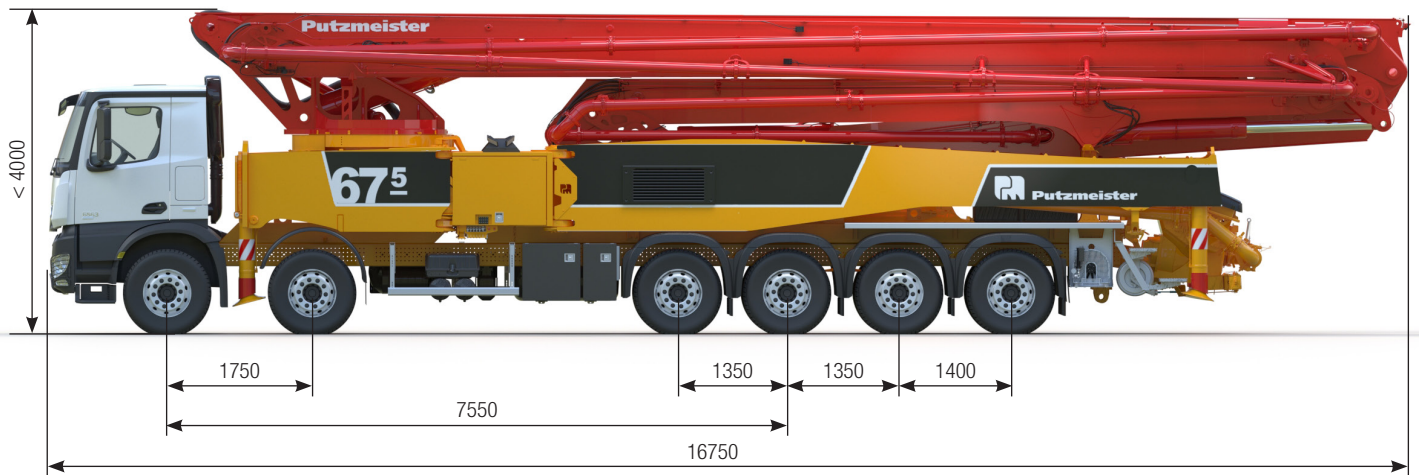
Truck-mounted concrete pump

BSF 67-5.19 i LS

Output up to 190 m³/h
Delivery pressure up to 85 bar



ergonic[®]
inside 3



Note: Standard version. Dimensions and weights depend on truck, pump model and equipment.
Dimensions in mm. For illustration only.

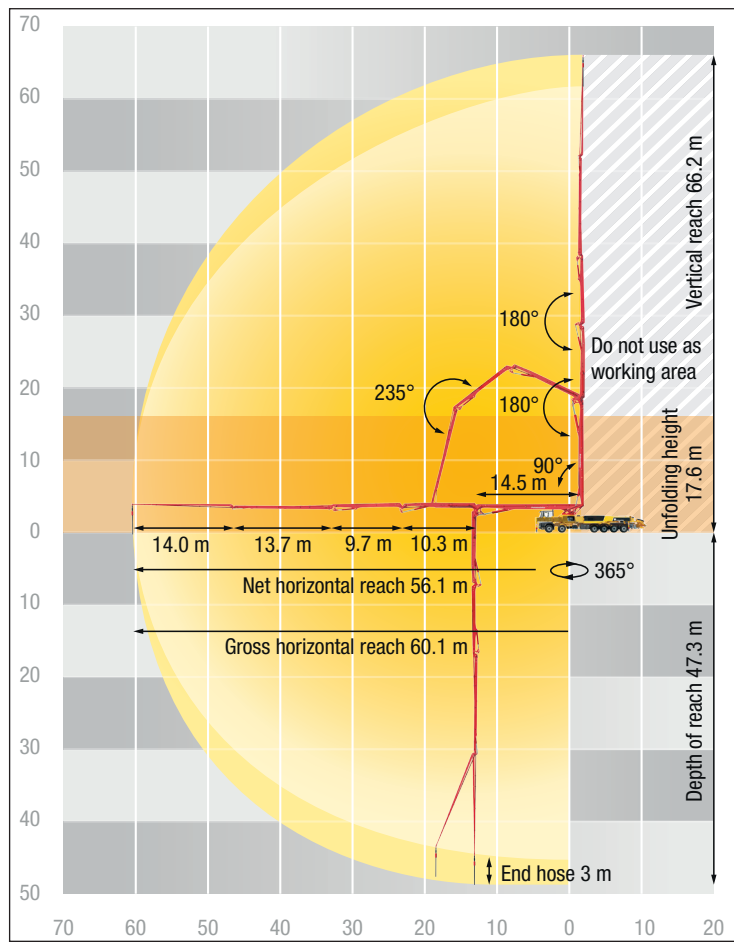
Technical data

Boom M 67-5			
Sections			5
Reach height	m		66.2
Horizontal reach	gross	m	60.1
	net	m	56.1
Reach depth max.	m		47.3
Unfolding height	m		17.6
End hose length	m		3
Folding system			RZ
Delivery line			DN 125

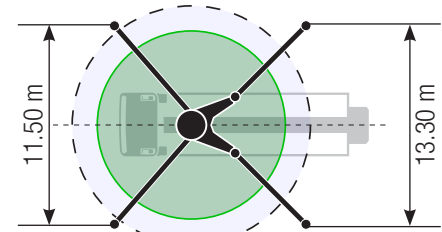
Pump		BSF	.19 i LS
Rod side	Output	m ³ /h	-
	Delivery pressure	bar	-
	Strokes	1/min.	-
Piston side	Output	m ³ /h	190
	Delivery pressure	bar	85
	Strokes	1/min.	30
	Delivery cylinder	Ø mm	250
	Stroke	mm	2100

*) Delivery line boom max. 85 bar.
All data maximum theoretical.

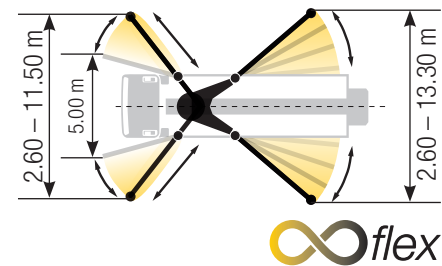
BSF 67-5 Reach information diagram, Support



Standard – Full support



iSC – Flexible support



Dimensions can differ depending on configuration.
Support width based on center of support leg.
The specified values are reference forces.

Delivery scope High Line

Support

Full support system
Support plates (4x), in 2 closed magazines
Timber wood 8 x 1000 mm in magazine
(position depends on mounting)

Control systems

Agitator, controllable via remote control or local
EOC 2.0 (Ergonic Output Control)
Ergonic 3 control system
Ergonic Graphic Display 9.7" incl. Ergonic diagnosis interface
Radio remote control with display

Hopper

Agitator rotation automatic, dep. on pump direction
Agitator safety switch off (RFID)
Central hopper lubrication, electric
Delivery cylinder, chrome-plated
Hinged elbow with cleaning port
Rubber collar on concrete hopper
Spectacle wear plate DURO 22
Steps left and right, zinc-plated

S-valve transfer switchover fast/slow
Vibrator, radio remote/local controlled
Wash-out port lid with locked slide pin

Cleaning

Cleaning hose 8 m + 2 m incl. bracket and nozzle
Compressed air connection, rear side
Connection for water tank filling, both-sided
Container for sponge balls
High pressure water pump 100 bar, with dry-run protection
Operating position at hopper to drain water pipe
Water hose reel for water pump
Water outlet on hopper, for small quantities (1/2")
Water pump, 160 l/min 25 bar
Water tank 700 l

Delivery line

Deck delivery line in boom delivery line quality
Delivery line PROLINE 2000 (2-layer)
End hose 3 m DN125

Safety

Connections for hydraulic emergency supply (boom)
Guardrail right side
Horn at boom, mushroom button yellow, mounted on hopper
Towing eye

Lighting

Boom rear lights on arm assembly, LED
Control points lighting, LED
Hopper lighting, LED
Indicator lights on support legs, front and rear, LED
Light for illumination pump and water box, LED
Lighting of control box, LED

Miscellaneous

Delivery note box plastic
Hydraulic hose for replacement in hose pack
Inner panel on flatbed
Operating instruction and spare parts manual (1x paper, 1x CD-ROM)
Paintwork Putzmeister Standard
Tool kit