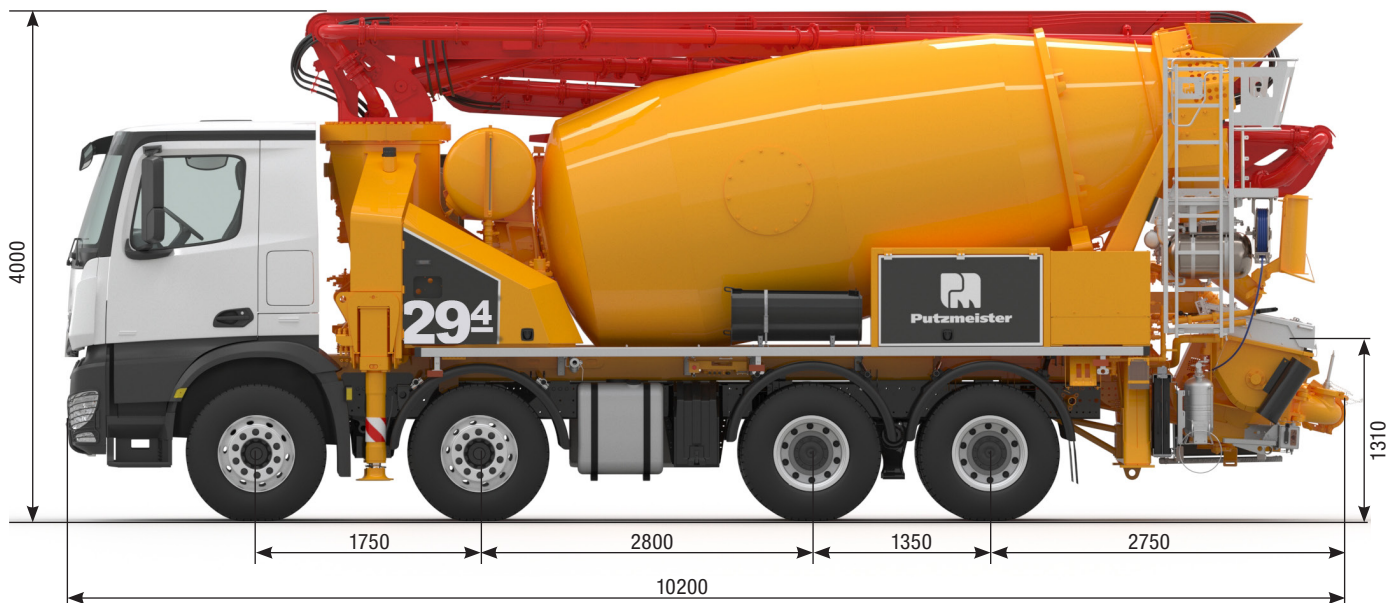


PUMI®

Truck-mounted concrete pump with mixer

29-4.77 S

29-4.79 S



Note: Standard version. Subject to technical modifications and errors.
Dimensions in mm, for example MB5970. Dimensions depending on the vehicle.
Pictures contain optional equipments.

Technical data

Boom TMM 29-4			
Number of arms			4
Reach height	m		28.1
Horizontal reach	gross	m	23.6
	net	m	20.9
Reach depth max.	m		16.2
Unfolding height	m		6.5
End hose length	m		3
Folding system		Z-folding (Z)	
Delivery line		DN 125 – 5.5"	

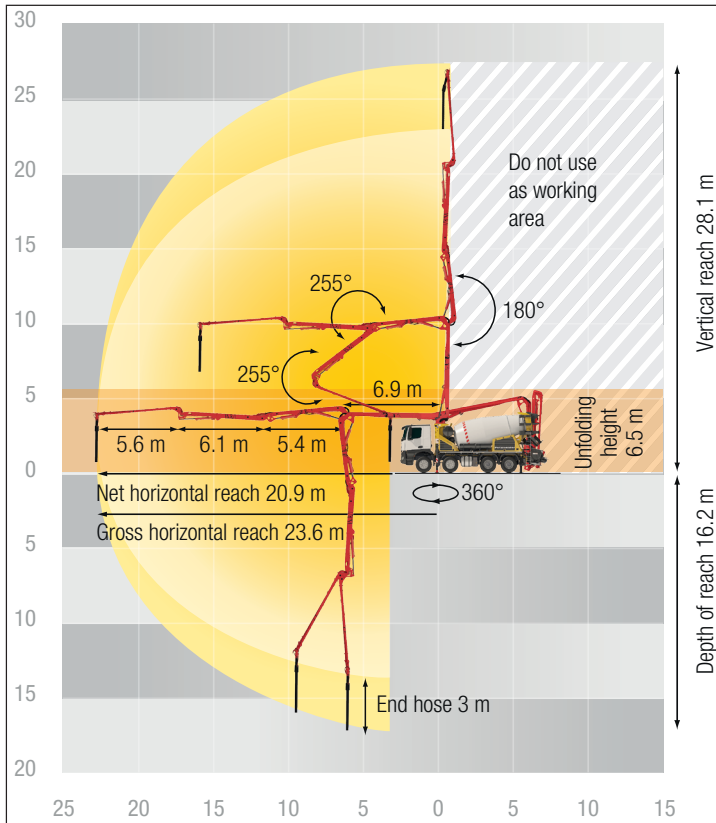
System S		TMP 1007 S	
Delivery cylinder	Ø mm		230
Stroke	mm		1000
Standard: Drive piston side			
Output	m³/h		70
Delivery pressure	bar		75
Strokes	1/min.		28
Optional: Drive rod side			
Output	m³/h		92
Delivery pressure	bar		51
Strokes	1/min.		37

Truck mixer 7 cbm		
Nominal capacity	m³	7
Filling ratio	%	60
Drum speed	rpm	1 – 15
Water tank	l	700

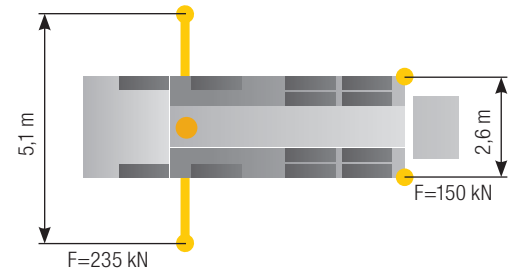
Truck mixer 9 cbm		
Nominal capacity	m³	9
Filling ratio	%	60
Drum speed	rpm	1 – 15
Water tank	l	700

Maximum outputs of 92 m³/h and maximum concrete pressures of 75 bar may be achieved.
It is not possible to achieve maximum outputs and maximum concrete pressures simultaneously.
All data maximum theoretical.

Reach information diagram



Support



Delivery scope standard equipment

Support

- ISC (Intelligent Setup Control)
- FLEX (fully flexible, infinitely adjustable support system)
- Support plates (4x), in 2 magazines
- Support legs front T 5,4
- Support legs rear T 0

Lighting

- Additional reversing lights (2x), LED
- Control panel lighting, LED
- Hopper lighting, LED
- Module cabinet lighting, left, LED
- Side and rear marker lights, LED
- Rear lights integrated into underride guard

Extras

- Paintwork Putzmeister standard
- Operating instructions/spare parts list certified (1x documentation box)
- On-board tools
- Delivery note box, plastic

Delivery Line

- Delivery Line PROLINE 2000 DN125 (2-layers)
- End hose 3 m DN125

Mixer

- Mixer drum 7 m³, optimised for ready-mix concrete, or mixer drum 9 m³, optimised for dry-mix concrete
- Wear plates for feed/discharge hopper and swivel chute
- Swivel chute incl. extension, foldable
- Hydraulic-electric chute adjustment
- Automatic mixer emptying via level probe
- Mixer drum with 4 end spiral plates
- Rubber collar on mixer filling and discharge hoppers
- Second drip ring on mixer drum
- Second manhole with additional mixer drum lock
- High pressure of the mixer pump, display on pressure gauge and radio remote control

Pump / Hopper

- Delivery piston "Longlife"
- Delivery cylinder, chrome-plated
- Central lubrication hopper, electrically
- Rubber collar on concrete hopper
- Hinged elbow with cleaning port
- Wash-out port lid with locked slide pin
- Agitator rotation automatic, dep. on pump direction
- Agitator, controllable via remote control or local
- Agitator active while driving on jobsite

Cleaning

- Water tank 700 l, pressure tank
- Cleaning hose 8 m + 2 m with spray nozzle
- Water tank filling, on both sides
- Shut-off tap below the water tank

Safety

- Platform for cleaning with drop guard
- Agitator safety switch off (RFID)
- Hopper cover, rubber
- Underride guard, rear, integrated lighting, swivelling
- Warning signal „boom not in cradle“
- Towing eye

Control system

- Ergonic 3 control system
- Radio remote control, with display
- Control panel in the rear of the vehicle for the core pump
- EGD (Ergonic Graphic Display) on the control cabinet
- EMC (Ergonic Mixer Control)
- EMC mixer control via radio remote control
- EOC 2.0 (Ergonic Output Control)
- EPS (Ergonic Pump System)