



# Truck-mounted concrete pump M60

Conquer the 60 metre class – bigger reach with less weight



# The M60 – Built to achieve great things

## Higher added value with lower operating costs

### Lower weight on 4 or 5 axles

With the TRDI support, the M60 has a significantly lower weight than the big players – 46 tons on a 4 axle truck and 47 tons on a 5 axle truck. This simplifies the licensing procedure and increases the load capacity reserves.

**Superb efficiency with closed loop hydraulic system.** The Putzmeister hydraulics brings maximum efficiency to day-to-day work with its closed loop system and the latest core pump technology.

**Economical in terms of time and costs when it comes to service.** The common parts strategy for all Putzmeister truck-mounted concrete pumps makes it easy for you to manage your fleet. This saves time and money. Maintenance-free components and a lower requirement for operating materials keep service costs within a narrow range.

**ROBUST COMPONENTS**  
**MAINTENANCE-FREE COMPONENTS**  
**AVOIDANCE OF SPECIAL COMPONENTS**  
**GOOD ACCESSIBILITY**  
**COMBINATION LUBRICATION**  
**HIGH WEAR RESISTANCE**

**PUTZMEISTER**  
**PERFORMANCE**

## The flexible boom with 6 arms

- Approx. 60 m vertical reach with 6 arms in RZR folding
- Greater flexibility – a true 6-arm placing boom with 205° rotation angle at the last hinge
- Continuous delivery line with nominal diameter of DN 125
- Enhanced safety and precision when moving the boom thanks to the EBC soft vibration damping system (optional)
- Standard 90° and 45° elbows, with lengthened collars for a longer service life

## Simply outstanding – The 6-arm placing boom

**Precise, easy and safe to operate.** The boom control's fast response characteristics, the sophisticated routing of the delivery lines and the robust steel structure ensure precise, smooth movements, particularly when guiding the end hose. This is assisted by the patented iBC system. iBC provides more comfort and operational safety. It enables constant guiding of the end hose, one-hand operation and limiting of the working space or locking of arm positions.

**Enormous flexibility for large construction sites.** Both vertically and horizontally, the easy-to-use 6-arm RZR folding offers maximum reach. The high degree of freedom of the last arm segment makes work even more flexible and safer irrespective of the structural contours of the building. The optimised kinematics ensure that the horizontal and spatial working area is maximised.





Putzmeister concrete pump –  
skilful interaction for maximum efficiency

The substructure – steady and space-  
saving in the narrow work environment



## PUTZMEISTER HYDRAULIC OIL MANAGEMENT

**100 %**  
BIOLOGICAL



**-50 %**  
CONSUMPTION



Closed unit – perfect for  
every type of concrete

Our pumps are designed for all common types of concrete with their coordinated geometry. On the one hand, this is thanks to the closed free flow hydraulic circuit. It transfers more power and saves resources because the oil reaches the cylinder with minimal losses.



### The efficient pump

- **Particularly wear-resistant design** of S transfer tube switch, which guarantees long service life
- **Optimised hopper** (screwed-in grille, improved shape and optimised S transfer tube storage)
- **Easy replacement of components** due to screw concept, e.g. support cylinder
- **Smooth, optimised pumping** with EPS and EOC, protects the pump and the vehicle
- **Optimised switchover procedure** with SN control system and Push Over avoids wear-intensive pressure peaks
- **More convenient operation** with Ergonic® 2.0, the latest concept for control hardware and software from Putzmeister
- **Agitator safety shutdown** via RFID (Radio-Frequency Identification)
- **Minimal operating costs**

### Optimal coordination thanks to EPS

The computer-aided control system of the pump ensures a better performance via EPS (Ergonic® Pump System). EPS controls the pumping process using computers, so that it is smoother overall and the boom vibrations are reduced. Besides EPS, EOC (Ergonic® Output Control) is an effective module to work efficiently and save. Because EOC controls the engine speed with lower fuel consumption, wear and noise. Unfavourable areas are automatically avoided. The same applies to the SN control system and Push Over. They ensure that the concrete column is pushed very gently and wear-intensive pressure peaks are avoided.



### Putzmeister TRDI – support in an ideal line

Save on time and space, but not on safety. Telescoping support legs can be placed between obstacles in the smallest of spaces. The M60 also complies with the strict licensing approval requirements, e.g. with TRDI, when it comes to weight. An overall weight of well below 48 t makes it possible to obtain a licence on 4 axles.

#### TRDI is particularly impressive when it comes to force distribution

If the machine is correctly supported on its legs, the forces acting on it are completely distributed over the support legs, protecting the vehicle. The frame and connection concept also ensures a longer service life than that of rigid frames.





# Ergonic® 3 – precise, intuitive and reliable!

## Dedication in every respect

Ergonic® inside means that the machines are quickly ready for use and they work with high power, fuel efficiency and low wear. And most importantly for machine operators: **Work becomes easy!**

ergonic®  
inside 3



**Pumping made smart**  
If our concrete pumps form the heart of Putzmeister machines, then the Ergonic® 3 system is the brain.

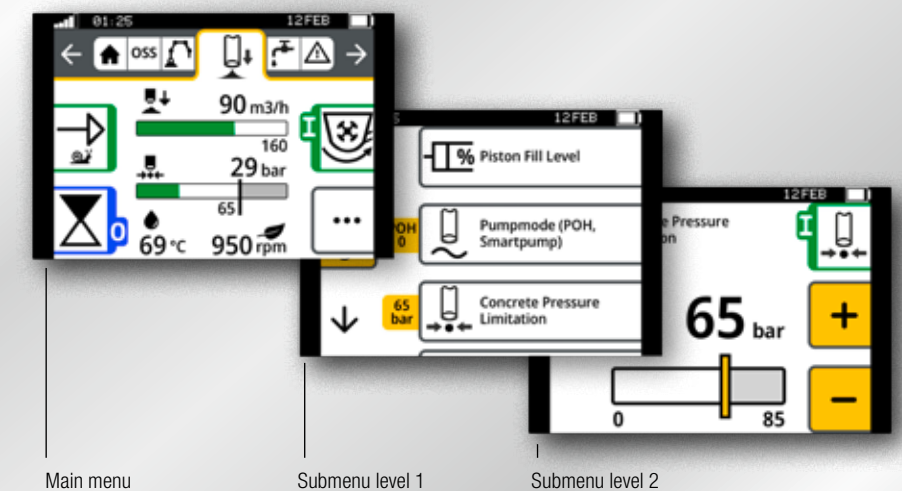


## The new Ergonic® 3 – clear, fast and safe

- Continuous operating concept for all Putzmeister products with the same functions and displays – whether on the radio remote control or the Ergonic Graphic Display (EGD).
- Intuitive work and quick reactions thanks to a clear menu structure and intuitively arranged functions.
- Full overview of machine status on the radio remote control and EGD (incl. valves, sensors, LEDs on fuses).
- Detailed fault management: Faults are easy to detect and rectify – even without a Putzmeister technician.
- Multi-level emergency operation keeps the machine running even in the toughest conditions and in virtually every case.

## Keeping an overview – in every situation

- The “static” menu bar guides users through the menu – with no chance of “getting lost”.
- Neatly and intuitively arranged functions.
- Simple menu structure with a maximum of two submenu levels.
- Main menu with all standard functions and additional details in submenus.



The additional screen on the control cabinet uses the same concept and offers a variety of information, settings and options.

## Consistent concept on all “switching centres”

- The menu structure is nearly identical on the remote control and the graphic display.
- Hardware and software are perfectly matched at all operating positions.
- The same intuitive operation on all Putzmeister products – without requiring a lot of training.



# You can rely on Putzmeister – service, parts, training

# Technical data M60

## Everything that characterises good service

Rapid assistance, target-oriented consultation and reliable provision of original Putzmeister accessories and parts – globally to more than 120 countries. At Putzmeister, this is what we understand by excellent service.

### Premium quality and customer proximity

If your machine is experiencing problems, you have two options: Either the service team can pay you a visit or you can bring your machine to one of our service workshops.

### Original parts for maximum availability

Needless to say, we only use Putzmeister original parts in our workshops. You can also be certain that all our international Putzmeister partners work according to our high quality standard.



## Our offers for economical working

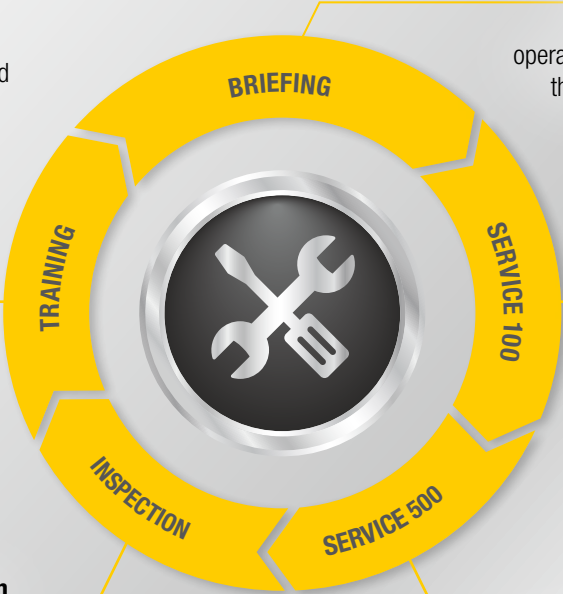
Putzmeister service centres offer these services, among others. They are all carried out by our experienced service team.

### Customer training – benefit from professional knowledge

Practical learning offers a host of benefits: Your employees will be able to master the machine and all of its special features, use it correctly, reduce operating costs and avoid operating errors.

### Obligatory machine inspection – calculable costs instead of breakdown costs that spiral out of control

Visual inspection and function check of components for 100% safety. The hydraulic system with cylinders, electrical system and core pump are also inspected.



### Instruction during product handover – getting things right from the start

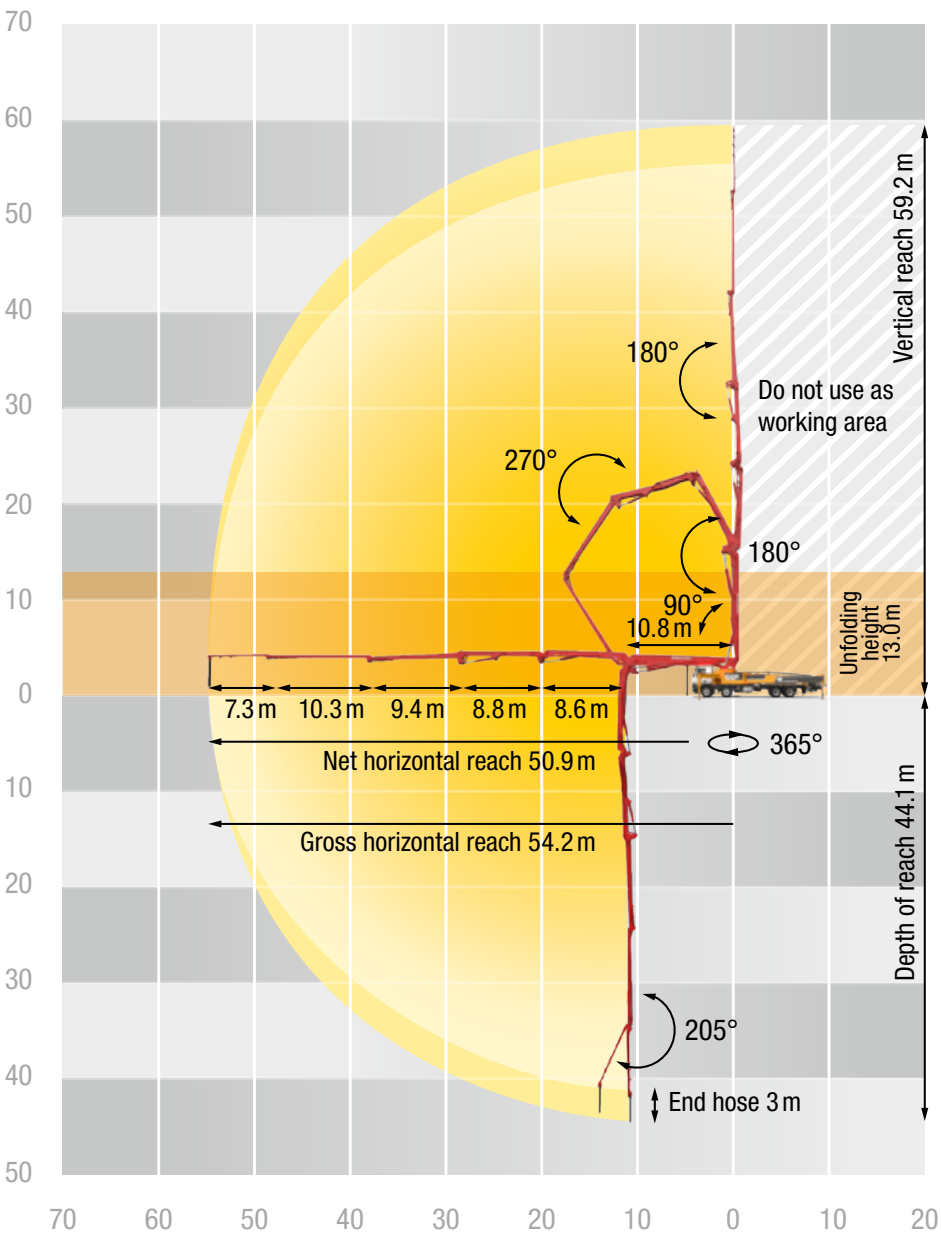
Making sure that you and your machine operators become completely familiar with all the special features and new innovations.

### After-sales service after 100 hours – avoid sources of error

This after-sales service provides you with a status report for your concrete pump in line with the Putzmeister service plan.

### After-sales service after 500 hours – protecting your investment and retaining value

Our technical After-Sales department is your first port of call for checking the safety and wear of your machine. You will also receive a status report after the check.



## Placing boom

<b>Folding type</b>	6-arm RZR folding
<b>Vertical reach</b>	59.2 m
<b>Horizontal reach</b>	54.2 m brutto
<b>Depth of reach</b>	44.1 m
<b>Unfolding height</b>	13.0 m
<b>Length end hose</b>	3 m
<b>Delivery lines</b>	DN 125, max. 85 bar
<b>Slewing circle</b>	365°

## General

<b>Support width</b>	<b>front / rear</b>
<b>Standard</b>	12.1 m / 13.2 m
<b>OSS</b>	5.9 m / 7.6 m
<b>Overall length</b>	14.55' m / 14.6'' m
<b>Height</b>	4.0 m

\* 4 axles  
\*\* 5 axles

## Pumps

Model	Output m³/h	Pressure bar	Stroke mm	Cylinder Ø mm	Strokes/min
16 H	160*	85	2 100	230	31
16 HLS	160*	85	2 100	250	26

All data represents theoretical maximum values.  
\* rod/piston side. Max. delivery rates and max. concrete pressures cannot be operated at the same time.

## You choose the power

Like all Putzmeister truck-mounted concrete pumps, the M60 is available with different pumps with a delivery pressure of 85 bar: The 16 H with two chromium-plated delivery cylinders (dia. 230 mm), which is cheaper in comparison, and the smoother 16 H LS (dia. 250 mm). They both offer a delivery rate of 160 m³/h, but the LS version has a lower number of strokes and is thus subjected to less wear.

# The M60 at a glance

## Your benefits at a glance

- 6-arm placing boom with RZR folding with maximum flexibility, thanks to 205° rotation angle at the last hinge
- Putzmeister hydraulic circuit and the latest core pump technology for maximum efficiency and up to 45 % oil saving
- Intuitive operation thanks to Ergonic® 3
- All information on the display of the remote control. Complete control and all the information at the workplace at all times
- Continuous delivery line with nominal diameter of DN 125
- Small support width with flexible support, space-saving structure
- Robust and steady thanks to reinforced substructure, compact boom pedestal and TRDI support
- Lower service costs with maintenance-free components and smaller quantities of operating fluids, consumables, etc.
- Lower weight with TRDI support structure (with 4 axles < 46 t, alternatively on 5 axles < 47 t)



## Putzmeister Concrete Pumps GmbH

Max-Eyth-Straße 10 · 72631 Aichtal / Germany  
P.O. Box 2152 · 72629 Aichtal / Germany  
Tel. +49 (7127) 599-0 · Fax +49 (7127) 599-520  
pmw@putzmeister.com · www.putzmeister.

