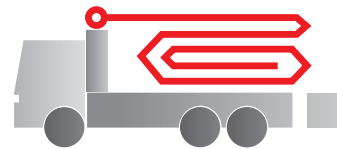


# Truck-mounted concrete pump


# BSF 31-5.16 H

Output up to 170 m<sup>3</sup>/h  
 Delivery pressure up to 130 bar\*



.16 H LS  
 .17 i LS

**ergonic<sup>®</sup>**  
*inside* **3**



Note: Standard version. Dimensions and weights depend on truck and pump model.  
 Dimensions in mm, MB-Actros 3243 as example.  
 For illustration only.

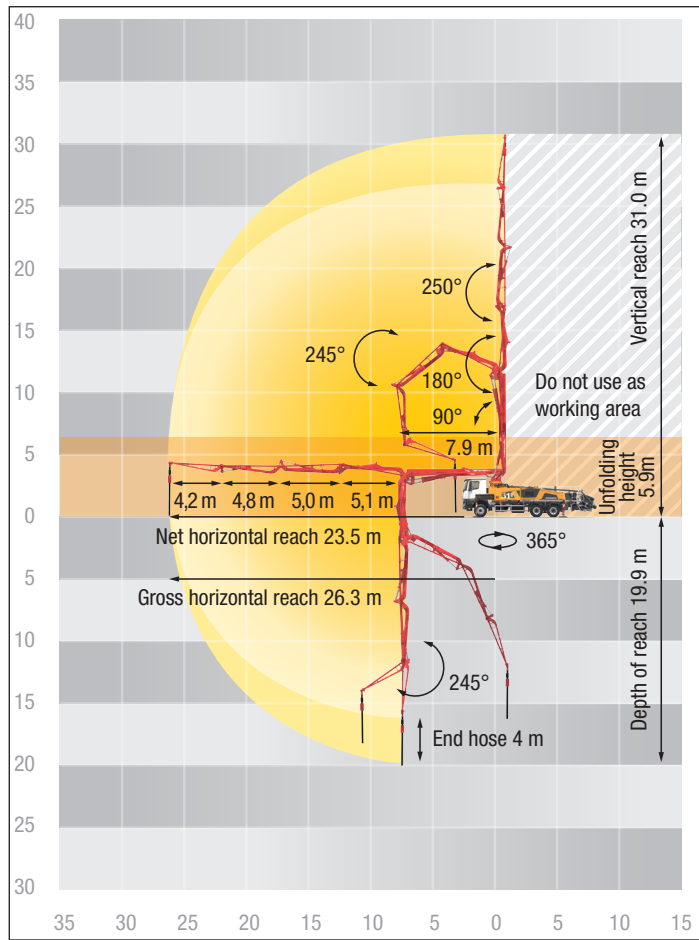
## Technical data

Boom M 31-5		
Sections		5
Reach height	m	30.5
Horizontal reach	gross	m 26.3
	net	m 23.5
Reach depth max.	m	20.4
Unfolding height	m	5.7
End hose length	m	4
Folding system		MZR
Delivery line		DN 125

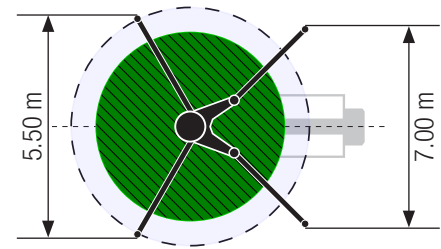
Pump		BSF	.16 H	.16 H LS	.17 i LS
Rod side	Output	m <sup>3</sup> /h	160	-	-
	Delivery pressure	bar	85	-	-
	Strokes	1/min.	31	-	-
Piston side	Output	m <sup>3</sup> /h	108	160	170
	Delivery pressure	bar	130	85	85
	Strokes	1/min.	21	26	27
	Delivery cylinder	Ø mm	230	250	250
	Stroke	mm	2100	2100	2100

\*) Delivery line boom max. 85 bar.  
 All data maximum theoretical.

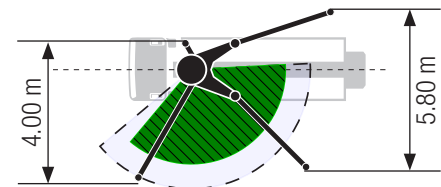
## BSF 31-5 Reach information diagram, support



### Standard – Full support



### OSS – One-side support



Dimensions can differ depending on configuration.  
Support width based on center of support leg.

## Delivery scope Standard Line

### Support

Full support system  
Support plates (4x), in 2 magazines

### Control systems

Agitator, controllable via remote control or local  
EOC 2.0 (Ergonic Output Control)  
Ergonic 3 control system  
Ergonic Graphic Display 9.7" incl. Ergonic diagnosis interface  
Radio remote control with display

### Hopper

Agitator rotation automatic, dep. on pump direction  
Agitator safety switch off (RFID)  
Central hopper lubrication, electric  
Delivery cylinder, chrome-plated  
Hinged elbow with cleaning port  
Rubber collar on concrete hopper  
Spectacle wear plate DURO 22

Steps left and right, zinc-plated  
S-valve transfer switchover fast/slow  
Wash-out port lid with locked slide pin

### Cleaning

Cleaning hose 8 m + 2 m incl. bracket and nozzle  
Compressed air connection, rear side  
Connection for water tank filling, both-sided  
Container for sponge balls  
Operating position at hopper to drain water pipe  
Water outlet on hopper, for small quantities (1/2")  
Water pump, 160 l/min 25 bar  
Water tank 500 l

### Delivery line

Deck delivery line in boom delivery line quality  
Delivery line PROLINE 1000 (1-layer)  
End hose 4 m DN125

### Safety

Connections for hydraulic emergency supply (boom)  
Guardrail right side  
Mushroom button for horn, yellow  
Towing eye

### Lighting

Control points lighting, LED  
Hopper lighting, LED  
Light for illumination pump and water box, LED  
Lighting of control box, LED

### Miscellaneous

Delivery note box plastic  
Hydraulic hose for replacement in hose pack  
Operating instruction and spare parts manual (1x paper, 1x CD-ROM)  
Paintwork Putzmeister Standard  
Tool kit