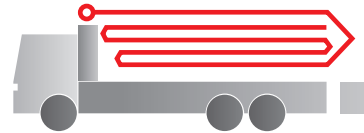


# Truck-mounted concrete pump


# BSF 38-5.16 H

.17 i LS

Output up to 170 m<sup>3</sup>/h  
Delivery pressure up to 130 bar\*



**ergonic<sup>®</sup>**  
inside **3**



Note: Standard version. Dimensions and weights depend on truck, pump model and equipment.  
Dimensions in mm for MB 2640.  
Illustrations show special equipment

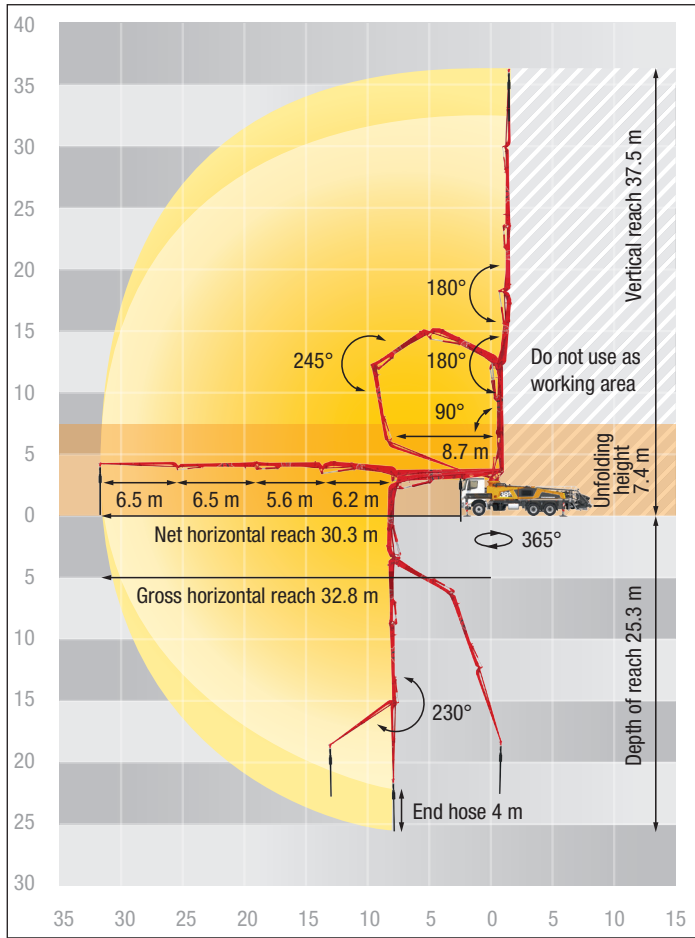
## Technical data

Boom M 38-5		
Sections		5
Reach height	m	37.5
Horizontal reach	gross	m 32.8
	net	m 30.3
Reach depth max.	m	25.3
Unfolding height	m	7.4
End hose length	m	4
Folding system		RZ
Delivery line		DN 125

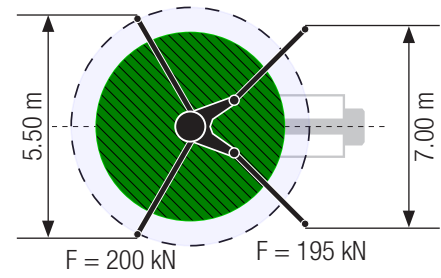
Pump		BSF	.16 H	.17 i LS
Rod side	Output	m <sup>3</sup> /h	160	-
	Delivery pressure	bar	85	-
	Strokes	1/min.	31	-
Piston side	Output	m <sup>3</sup> /h	108	170
	Delivery pressure	bar	130	85
	Strokes	1/min.	21	27
	Delivery cylinder	Ø mm	230	250
	Stroke	mm	2100	2100

\*) Delivery line boom max. 85 bar.  
All data maximum theoretical.

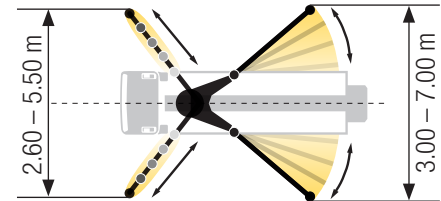
# BSF 38-5 Reach information diagram, Support



## Standard – Full support



## iSC – Flexible support



Dimensions can differ depending on configuration.  
Support width based on center of support leg.  
The specified values are reference forces.

## Delivery scope Standard Line

### Support

- Full support system
- Support plates (4x), in 2 magazines

### Control systems

- Agitator, controllable via remote control or local
- EOC 2.0 (Ergonic Output Control)
- Ergonic 3 control system
- Ergonic Graphic Display 9.7" incl. Ergonic diagnosis interface
- Radio remote control with display

### Hopper

- Agitator rotation automatic, dep. on pump direction
- Agitator safety switch off (RFID)
- Central hopper lubrication, electric
- Delivery cylinder, chrome-plated
- Hinged elbow with cleaning port
- Rubber collar on concrete hopper
- Spectacle wear plate DURO 22

- Steps left and right, zinc-plated
- S-valve transfer switchover fast/slow
- Wash-out port lid with locked slide pin

### Cleaning

- Cleaning hose 8 m + 2 m incl. bracket and nozzle
- Compressed air connection, rear side
- Connection for water tank filling, both-sided
- Container for sponge balls
- Operating position at hopper to drain water pipe
- Water outlet on hopper, for small quantities (1/2")
- Water pump, 160 l/min 25 bar
- Water tank 700 l

### Delivery line

- Deck delivery line in boom delivery line quality
- Delivery line PROLINE 1000 (1-layer)
- End hose 4 m DN125

### Safety

- Connections for hydraulic emergency supply (boom)
- Guardrail right side
- Mushroom button for horn, yellow
- Towing eye

### Lighting

- Control points lighting, LED
- Hopper lighting, LED
- Light for illumination pump and water box, LED
- Lighting of control box, LED

### Miscellaneous

- Delivery note box plastic
- Hydraulic hose for replacement in hose pack
- Operating instruction and spare parts manual (1x paper, 1x CD-ROM)
- Paintwork Putzmeister Standard
- Tool kit