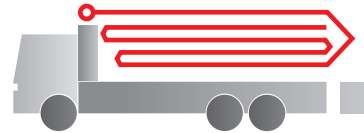


Truck-mounted concrete pump


BSF 38-5.16 H

Output up to 170 m³/h
Delivery pressure up to 130 bar*



.16 H LS
.17 i LS

ergonic[®]
inside **3**



Note: Standard version. Dimensions and weights depend on truck, pump model and equipment.
Dimensions in mm for MB 2640.
Illustrations show special equipment

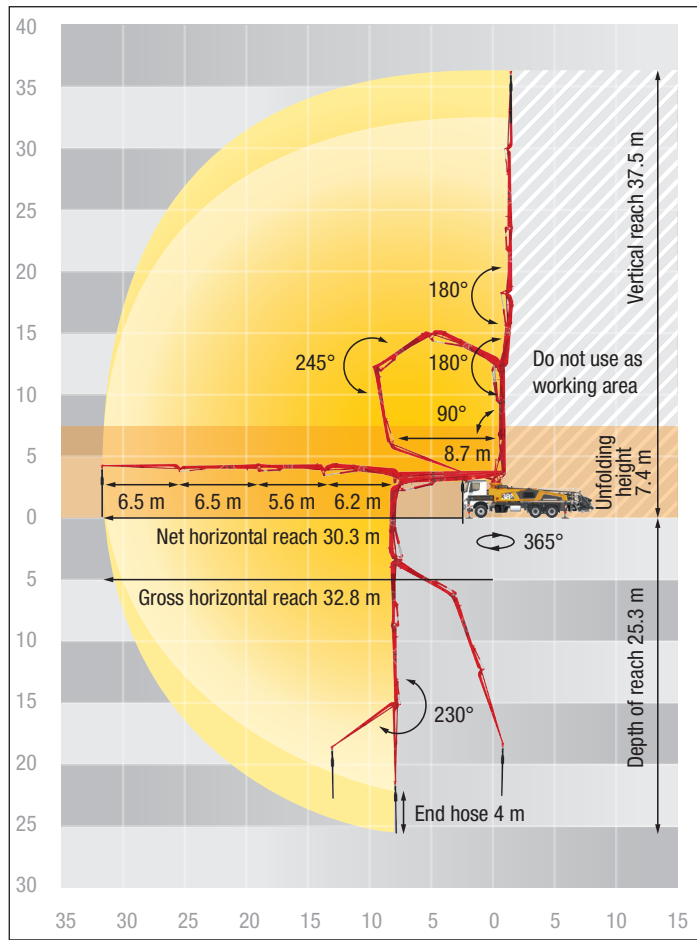
Technical data

Boom M 38-5		
Sections		5
Reach height	m	37.5
Horizontal reach	gross	m 32.8
	net	m 30.3
Reach depth max.	m	25.3
Unfolding height	m	7.4
End hose length	m	4
Folding system		RZ
Delivery line		DN 125

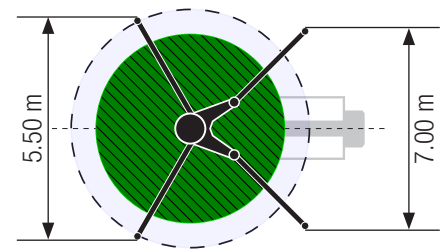
Pump		BSF	.16 H	.16 H LS	.17 i LS
Rod side	Output	m ³ /h	160	-	-
	Delivery pressure	bar	85	-	-
	Strokes	1/min.	31	-	-
Piston side	Output	m ³ /h	108	160	170
	Delivery pressure	bar	130	85	85
	Strokes	1/min.	21	26	27
	Delivery cylinder	Ø mm	230	250	250
	Stroke	mm	2100	2100	2100

*) Delivery line boom max. 85 bar.
All data maximum theoretical.

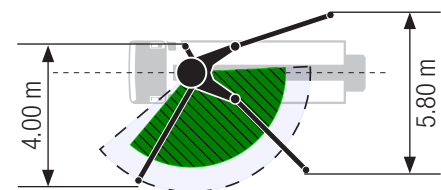
BSF 38-5 Reach information diagram, support



Standard – Full support



OSS – One-side support



Dimensions can differ depending on configuration.
Support width based on center of support leg.

Delivery scope Standard Line

Support

Full support system
Support plates (4x), in 2 magazines

Control systems

Agitator, controllable via remote control or local
EOC 2.0 (Ergonic Output Control)
Ergonic 3 control system
Ergonic Graphic Display 9.7" incl. Ergonic diagnosis interface
Radio remote control with display

Hopper

Agitator rotation automatic, dep. on pump direction
Agitator safety switch off (RFID)
Central hopper lubrication, electric
Delivery cylinder, chrome-plated
Hinged elbow with cleaning port
Rubber collar on concrete hopper
Spectacle wear plate DURO 22

Steps left and right, zinc-plated
S-valve transfer switchover fast/slow
Wash-out port lid with locked slide pin

Cleaning

Cleaning hose 8 m + 2 m incl. bracket and nozzle
Compressed air connection, rear side
Connection for water tank filling, both-sided
Container for sponge balls
Operating position at hopper to drain water pipe
Water outlet on hopper, for small quantities (1/2")
Water pump, 160 l/min 25 bar
Water tank 700 l

Delivery line

Deck delivery line in boom delivery line quality
Delivery line PROLINE 1000 (1-layer)
End hose 4 m DN125

Safety

Connections for hydraulic emergency supply (boom)
Guardrail right side
Mushroom button for horn, yellow
Towing eye

Lighting

Control points lighting, LED
Hopper lighting, LED
Light for illumination pump and water box, LED
Lighting of control box, LED

Miscellaneous

Delivery note box plastic
Hydraulic hose for replacement in hose pack
Operating instruction and spare parts manual (1x paper, 1x CD-ROM)
Paintwork Putzmeister Standard
Tool kit