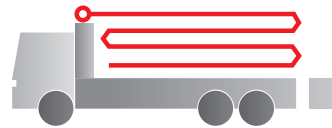


# Truck-mounted concrete pump


**BSF 28-4.11 H**

Output up to 160 m<sup>3</sup>/h  
Delivery pressure up to 130 bar



**.16 H**  
**.15 i LS**

**ergonic<sup>®</sup>**  
**inside 3**



Note: Standard version. Dimensions and weights depend on truck, pump model and equipment.  
Dimensions in mm. Example based on Mercedes Benz Arocs 2636 with a 15 i LS core pump.  
For illustration only.

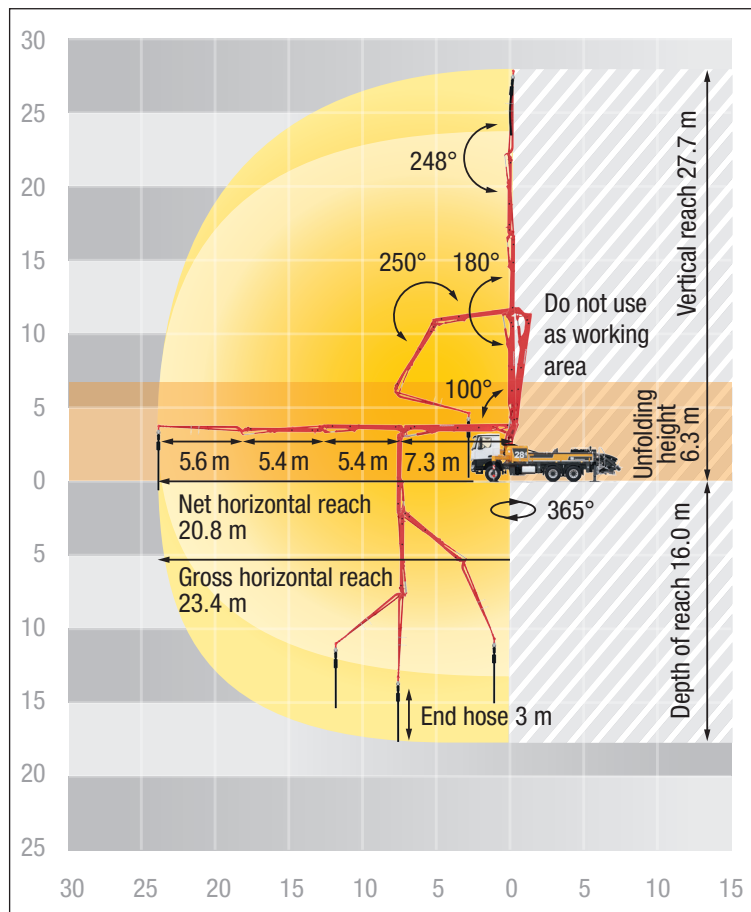
## Technical data

Boom M 28-4		
Sections		4
Reach height	m	27.7
Horizontal reach	gross	m 23.4
	net	m 20.8
Reach depth max.	m	16.0
Unfolding height	m	6.3
End hose length	m	3
Folding system		Z
Delivery line		DN 125

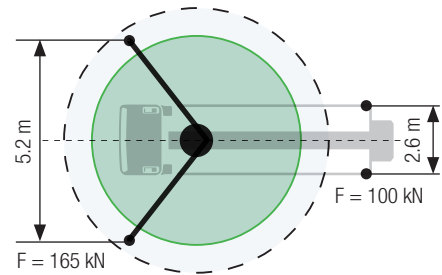
Pump		BSF	.11 H	.16 H	.15 i LS
Rod side	Output	m <sup>3</sup> /h	-	160	-
	Delivery pressure	bar	-	85	-
	Strokes	1/min.	-	31	-
Piston side	Output	m <sup>3</sup> /h	110	108	150
	Delivery pressure	bar	78	130	85
	Strokes	1/min.	32	21	24
	Delivery cylinder	Ø mm	230	230	250
	Stroke	mm	1400	2100	2100

Delivery line boom max. 85 bar. All data maximum theoretical.

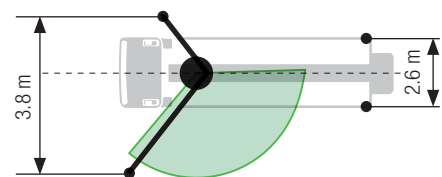
## BSF 28-4 Reach information diagram, support



### Standard – Full support



### OSS – One-side support



Dimensions can differ depending on configuration.  
Support width based on center of support leg.

## Delivery scope standard equipment

### Support

Full support system  
Support plates (4x), in 2 magazines  
Swivel support plates

### Control systems

EOC 2.0 (Ergonic Output Control)  
Ergonic 3  
Ergonic Graphic Display 9,7"  
incl. Ergonic diagnosis interface  
Radio remote control with display

### Core pump / Hopper

Agitator rotation automatic, dep. on pump direction  
Agitator safety switch off (RFID)  
Central hopper lubrication, electric  
Hinged elbow with cleaning port  
Spectacle wear plate DURO 22  
Splash guard fixed  
Steps left and right, zinc-plated  
Wash-out port lid with locked slide pin

### Cleaning

Cleaning hose 8 m+2 m incl. bracket and nozzle  
Connection for water tank filling, both-sided  
Water outlet on hopper, for small quantities (1/2")  
Water pump, 160 l/min 25 bar  
Water tank 700 l

### Delivery line

Deck delivery line in boom delivery line quality  
Delivery line (1-layer)  
End hose 3 m DN125

### Safety

Connections for hydraulic emergency supply (boom)  
Guard rail on pedestal  
Hand rail right side  
Mushroom button for horn, yellow  
Towing eye

### Lighting

Control box lighting, LED  
Control points lighting, LED  
Hopper lighting, LED  
Light for illumination pump and water box, LED

### Miscellaneous

Container for sponge balls  
Delivery note box, plastic  
Operating instruction and spare parts manual  
(1x paper, 1x CD-ROM)  
Paintwork Putzmeister standard  
Side panel right/left foldable  
Tool kit

See quotation for exact serial delivery scope.  
Comprehensive range of options available on request.