





**Putzmeister**



# BSF 36-4 Truck-Mounted Concrete Pump

User-friendly universal genius

Clever and smart – user-friendliness for beginners and experts

The pedestal – stable and adaptable for almost any setup situation

### Working economically can be so easy – the BSF 36-4

The BSF 36-4 is the robust classic in our truck-mounted concrete pump family. Its four arms make it conveniently compact, economic to service and maintain and incredibly versatile, for example when concreting ceilings, floors inside low buildings, foundations or walls. The boom's Z fold system and incredibly direct response

characteristics mean that it reaches the right working position quickly and easily. Additionally available option (OSS) include flexible support in the smallest of spaces, stable footing when pumping and the lighting concept, among others – all the things that make a difference for you.




### Cost-effectiveness with a long service life

TRDI is particularly impressive when it comes to force distribution. If the machine is correctly supported on its legs, the forces acting on it are completely distributed over the support legs, protecting the vehicle. The I-frame and connection concept also ensures a longer service life than that of rigid frames.

The BSF 36-4 fulfils the strictest approval regulations when it comes to its weight, too. It offers plenty of additional load reserve and is therefore ideal for working on job sites which require more accessories. There is sufficient storage space available thanks to extended swinging support legs and the wide flatbed with an anti-slip surface.



High-quality wear components ensure machines have a long service life



The Spectacle wear plate is fitted in the hopper, to the openings that lead to the delivery cylinders

The wear ring is fixed to the inlet opening on the S-Valve

The thrust ring lies between the wear ring and S-valve entry

### The S-Valve for Placing Difficult Concrete

- The S-Valve that is manufactured out of thick-walled special cast steel is designed for difficult, abrasive concrete.
- The automatic wear ring compensates for the uniform wear of parts and therefore prolongs service life.
- The wear ring optimally seals the system. This prevents the bleeding out of concrete fines and effectively reduces the danger of blockages.
- All parts of the S-Valve are easy to change: no need to dismount the hopper for changing wear parts.


### Cross Outriggers - for a longer life of the chassis

The truck is protected from damage by the transmission of forces to the support legs.

The forces from the boom are transmitted directly to the four support legs. The truck chassis is not used for force transmission and is therefore not loaded with torsion. This ensures not only quieter pumping operation but also a long service life of the whole truck.

### The Base structure at a glance

- Low unladen weight offers high weight reserves
- More robust and more stable base structure due to a number of innovative details
- Flexible, space-saving TRDI support system
- Significantly reduced support widths with the use of OSS\* for restrictive setup conditions
- Saves money thanks to maintenance-free components, comprehensive screw concept, standard components and I-frame concept for improved distortion characteristics



\* OSS – Assistance device for One Side Support, optional.

### Remote Monitoring with Putzmeister Machine Cockpit

No matter where you are, you can keep track of your boom pump location and operating status with real-time updates. You will be notified of critical machine conditions, and can identify faults through remote diagnosis. Analysis of key figures for delivery rate, machine use and fuel consumption help you improve the productivity of your fleet. Machine Cockpit (optional) is user-friendly and provides you data through a fully automated process.

### Easy Maintenance!




### OSS and Radio remote features

#### Save space-be safe

The cross support developed by Putzmeister which is stable and reliable, saves time and space without compromising on safety.

Construction sites generally have restricted set-up conditions because they are located in urban areas or along busy roads. Therefore, with the optional OSS (One Sided Support), the telescopic support legs can be securely placed in minimal spaces between obstacles and hence reduce the width by 1/3 from the original 7 m. An important advantage of the OSS is that the full use is made of the net reach for the fully supported side.



# The placing boom – simple to move and incredibly flexible

## Maximum capacity utilisation, minimum maintenance costs

Robust components with high wear resistance, many maintenance-free and standard components. Easy, fast accessibility as well as screwed-on parts such as the pipe bracket enable you to save huge amounts of time and money.

## Fewer movements needed, increased service life

Thanks to combination lubrication, the machine operator does not need to climb on the machine – the BSF 36-4 lubricates the first placing boom cylinder and the four-point bearing and hub independently. This is not just faster and more cost-effective; it also increases the service life of components under significant stress.

**ROBUST AND MAINTENANCE-FREE COMPONENTS**  
**+ COMBINED AUTO LUBE SYSTEM**  
**+ HIGH WEAR RESISTANCE**  
**= PUTZMEISTER PERFORMANCE**



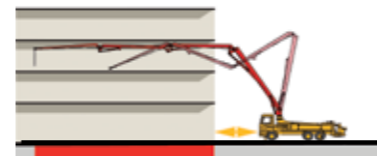
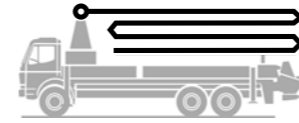
## Precise, easy and safe to operate

The boom control's fast response characteristics, the sophisticated routing of the delivery lines and the robust steel structure ensure precise, smooth movements. This makes its start-up behaviour particularly gentle thanks to a slewing gear drive which has been improved even further.

**ergonic<sup>®</sup>**  
**inside 3**

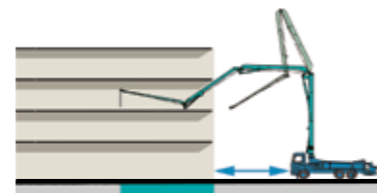
## Unique Flexibility and Reach!

### Putzmeister



**Z-Fold:**  
 Closer to the building and better use of the net reach

### Other Brands

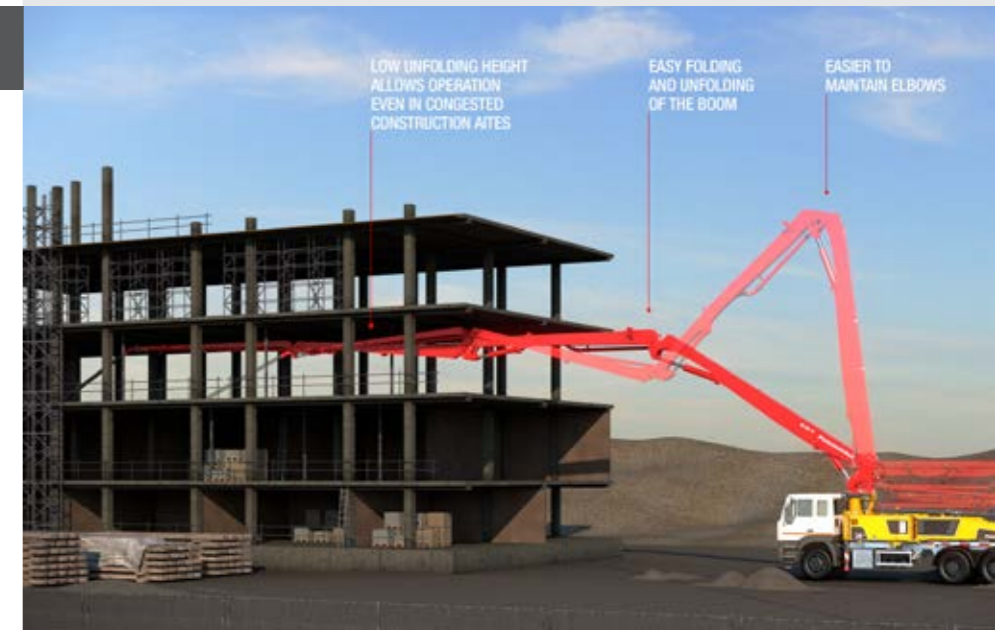


**Roll Fold:**  
 More distance to the building means effectively less reach

## Four arms, 36 m and a wealth of possibilities

Approx. 36 m vertical reach and four robust, straight arms with a Z fold system. This results in a very low unfolding height and therefore optimum slip characteristics, which are particularly advantageous when working indoors, and especially when working in low buildings. The optimised kinematics on all Putzmeister booms also ensure that the horizontal and total working area is maximised and there is no "dead space".

**Wonderfully easy to operate**  
 Even in tight spaces, the boom control ensures that you can work optimally. Minimised boom vibrations make placing easier; this saves valuable working time and guarantees a high level of safety.

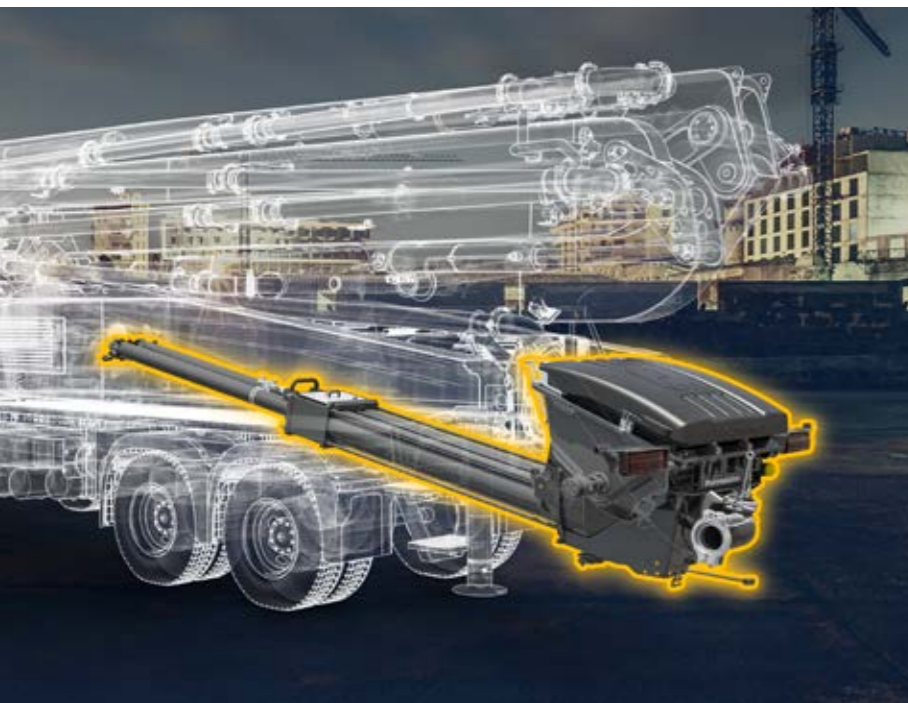


## The new boom at a glance

- Approx. 36 m vertical reach with 4 arms in Z fold system
- No dead space, more flexibility
- Low unfolding height, optimum slip characteristics
- Compact structure
- Fast response characteristics of boom control
- Safety thanks to reduced boom vibrations
- Electric combination lubrication for first placing boom cylinder and the four-point bearing
- Standard 90° and 45° elbows, with lengthened collars for a longer service life

# The concrete pump – clever interaction of all components

# Technical Specifications



## Optimal coordination thanks to EPS

The computer-aided control system of the pump ensures a better performance via EPS (Ergonic® Pump System). EPS controls the pumping process using computers, so that it is smoother overall and the boom vibrations are reduced. Besides EPS, EOC (Ergonic® Output Control) is an effective module to work efficiently.

Because EOC controls the engine speed with lower fuel consumption, wear and noise. Unfavourable areas are automatically avoided. The same applies to the SN control system and Push Over. They ensure that the concrete column is pushed very gently and wear-intensive pressure peaks are avoided.

**Upto 50%  
Oil Savings!**

**Life Long Savings on  
Every Oil Change!**

**OTHER BRANDS**  
550 Lts



**Putzmeister**  
265 Lts



## Radio remote control with display

- More user friendly interface
- Precise Handling
- Accurate pumping & boom control
- Well defined controls for smoother operations.



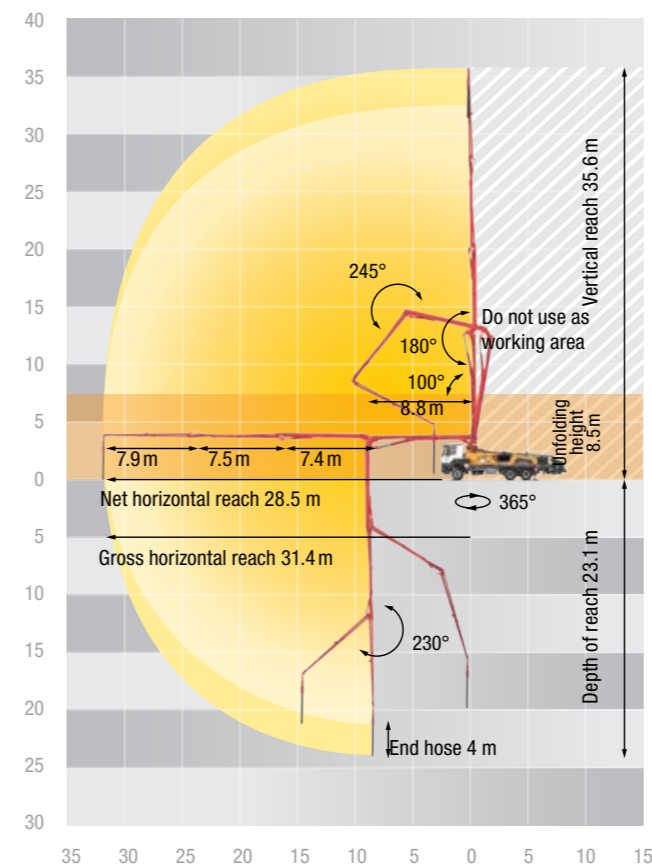
## The pump at a glance

- **Pump geometry is optimally** coordinated to all common types of concrete
- **Service-friendly control system** with free flow hydraulics and thus consistently high oil quality
- **Particularly wear-resistant** design of S transfer tube switch, which guarantees long service life
- **Agitator safety shutdown via RFID** (Radio Frequency Identification), a detection system using electromagnetic waves, including start-up protection
- **Smooth, optimised pumping** with EPS and EOC, protects the pump and the vehicle
- **Optimised switchover procedure** with SN control system and Push Over avoids wear-intensive pressure peaks
- **Minimum operating costs** thanks to maintenance-free components, avoidance of special components and good accessibility
- **Easy replacement of components** due to screw concept, e.g. support cylinder

Pump	BSF 36-4.08 H	BSF 36-4.10 H
	Rod Side	Rod Side
Output	80 m³/h	95 m³/h
Delivery Pressure	70 bar	82 bar
Delivery Cylinder	200 mm	230 mm
Stroke of Delivery Cylinder	1400 mm	1400 mm
Strokes / Minute	30	27
Hydraulic Ratio	4.9	4.3
Transfer Tube	S transfer tube (S 2018LS)	S transfer tube (S 2318LS)
Hopper	RS 905 A Approx. 600L	RS 909 A Approx. 600L
Filling Height	Approx. 1.35 m	Approx. 1.35 m
Control System	Free flow hydraulics (FFH - EL)	Free flow hydraulics (FFH - EL)

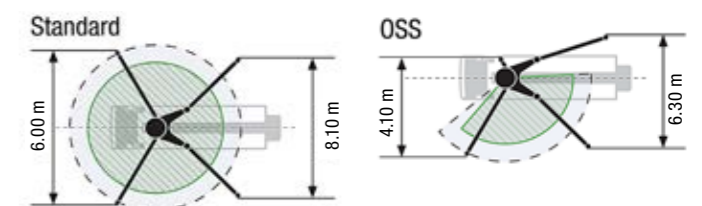
All values are theoretical.  
\*Factory Set

## Reach Diagram



## Boom

Reach Height	35.6 m
Horizontal Reach	31.4 m
Reach Depth	max. 23.1 m
Unfolding Height	8.5 m
Delivery Line	DN 125 max. 85 bar
Slewing Range	365°
Number of Arms	4
Folding System	Z Fold
Hydraulic Control	Compact Boom Control (CBC)
Remote Control	Radio remote control with display
Support Front:	Telescoping, Diagonally
Rear:	Swinging





**Putzmeister**  
Genuine Service  
and Parts

#1 reason customers choose Putzmeister  
**AFTERSALES SUPPORT**

Your Putzmeister Machine is in the best hands with our team. We ensure a high level of service, maintenance and genuine parts; we take care of your machine like no one else. Why? **We know your machine better than anyone else!**



**Trained service experts ensure correct diagnosis and service**



**Genuine Putzmeister spare parts for long wear life and superior performance**



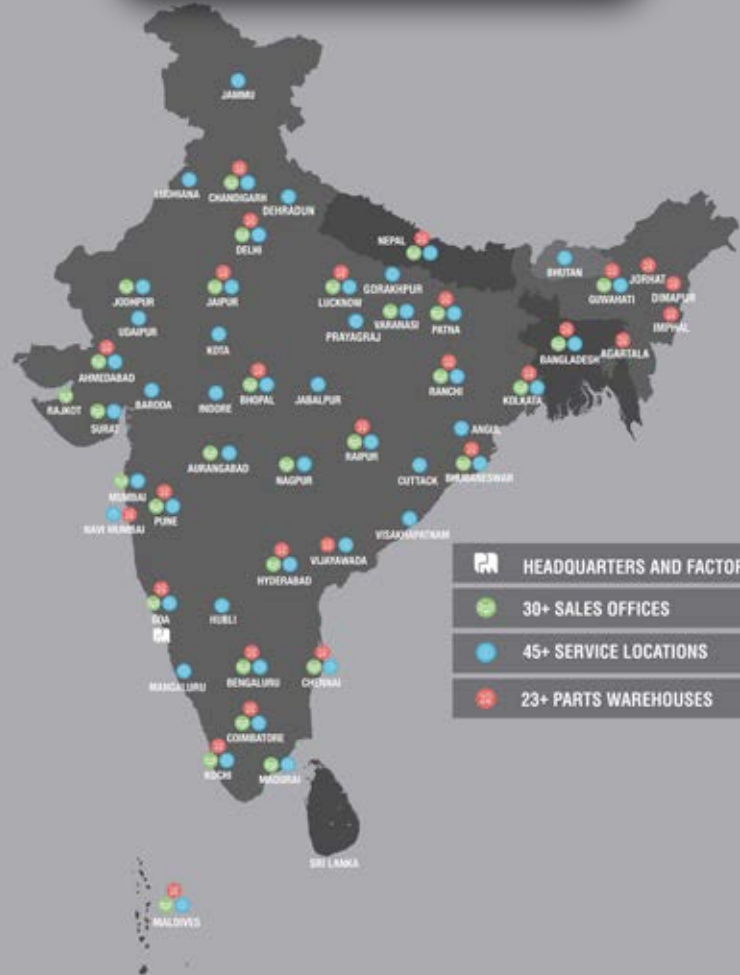
**Operations and maintenance solutions for Peace of Mind**



**Service expert allocated on time for uninterrupted operation**



**Annual maintenance/ service contracts for extended machine life**



**USE GENUINE PUTZMEISTER SERVICE**

**USE GENUINE PUTZMEISTER PARTS**

Scan to download the list of  
Putzmeister Authorized Spare Parts  
Dealers and Warehouses



Scan to check out range of  
concrete equipment and to  
download our brochures



**Putzmeister Concrete Machines Pvt. Ltd.**

Plot No. N4, Phase 4, Verna Industrial Estate,  
Salcette - Goa 403 722. INDIA  
Tel.: +91 (832) 6696 000 · Fax: +91 (832) 6696 300  
Whatsapp: +91 91585 34123 · www.putzmeister.com



For all your support needs, [contact.india@putzmeister.com](mailto:contact.india@putzmeister.com)

Regional Offices: NORTH: 011 4200 5600, EAST: 033 6614 2525, WEST: 022 2636 0181 / 82, SOUTH: 040 4010 1015  
 Service Call Centre: NORTH: 99100 25721, EAST: 84200 59909, WEST: 90821 04420,  
 SOUTH (AP, TN): 78939 22727, SOUTH (KA, KL): 90080 65829