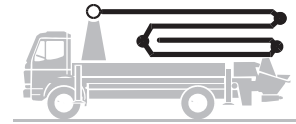


Truck-mounted concrete pump


BSF 24-4.11 H

Output up to 160 m³/h
Delivery pressure up to 130 bar



.16 H
.15 i LS

ergonic[®]
inside **3**



Note: Standard version. Dimensions and weights depend on truck, pump model and equipment.
Dimensions in mm. Example based on Mercedes Benz Arocs 2636 with a 15 i LS core pump.
For illustration only.

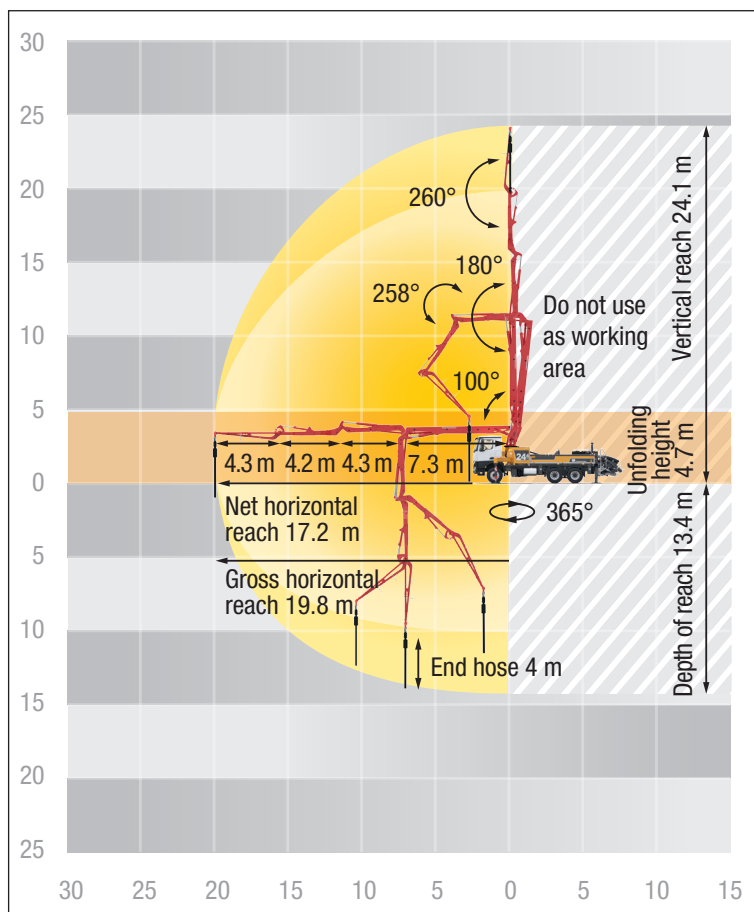
Technical data

Boom M 24-4		
Sections		4
Reach height	m	24.1
Horizontal reach	gross	m 19.7
	net	m 17.2
Reach depth max.	m	13.4
Unfolding height	m	4.7**
End hose length	m	4
Folding system		ZR
Delivery line		DN 125

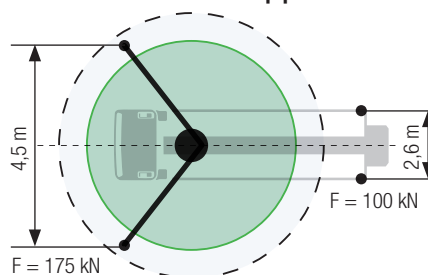
Pump		BSF	.11 H	.16 H	.15 i LS
Rod side	Output	m ³ /h	-	160	-
	Delivery pressure	bar	-	85	-
	Strokes	1/min.	-	31	-
Piston side	Output	m ³ /h	110	108	150
	Delivery pressure	bar	78	130	85
	Strokes	1/min.	32	21	24
	Delivery cylinder	Ø mm	230	230	250
	Stroke	mm	1400	2100	2100

Delivery line boom max. 85 bar. All data maximum theoretical.
** Unfolding height depending on the frame height of the vehicle

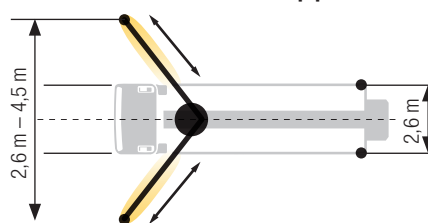
BSF 24-4 Reach information diagram, support



Standard – Full support



iSC – Full-flexible support



Dimensions can differ depending on configuration.
Support width based on center of support leg.
The specified values are reference forces.

Delivery scope standard equipment

Support

Full support system
Support plates (4x), in 2 magazines
Swivel support plates

Control systems

EOC 2.0 (Ergonic Output Control)
Ergonic 3
Ergonic Graphic Display 9,7"
incl. Ergonic diagnosis interface
Radio remote control with display

Core pump / Hopper

Agitator rotation automatic, dep. on pump direction
Agitator safety switch off (RFID)
Central hopper lubrication, electric
Hinged elbow with cleaning port
Spectacle wear plate DURO 22
Splash guard fixed
Steps left and right, zinc-plated
Wash-out port lid with locked slide pin

Cleaning

Cleaning hose 8 m+2 m incl. bracket and nozzle
Connection for water tank filling, both-sided
Water outlet on hopper, for small quantities (1/2")
Water pump, 160 l/min 25 bar
Water tank 700 l

Delivery line

Deck delivery line in boom delivery line quality
Delivery line (1-layer)
End hose 4 m DN125

Safety

Connections for hydraulic emergency supply (boom)
Guard rail on pedestal
Hand rail right side
Mushroom button for horn, yellow
Towing eye

Lighting

Control box lighting, LED
Control points lighting, LED
Hopper lighting, LED
Light for illumination pump and water box, LED

Miscellaneous

Container for sponge balls
Delivery note box, plastic
Operating instruction and spare parts manual
(1x paper, 1x CD-ROM)
Paintwork Putzmeister standard
Side panel right/left foldable
Tool kit

See quotation for exact serial delivery scope.
Comprehensive range of options available on request.