



Putzmeister



63Z-Meter

Truck-Mounted Concrete Boom Pump

Better than ever before

Innovation that crosses state lines

Putzmeister's redesigned 63Z-Meter Truck-Mounted Concrete Boom Pump — the only pump in its class to meet weight guidelines in even the most challenging states — features the same tried-and-true outrigger design of the original 63Z. Truck manufacturer Mack® worked exclusively with Putzmeister to develop a seven-axle chassis and relocate the emissions gear in order to accommodate the 3-section outrigger setup.

Robust, lightweight design

The unit offers enhanced performance with a durable-yet-streamlined boom design. Pouring is optimized with 5" (125mm) pipe that runs the entire length of the five-section Z-Fold boom.

Ergonic 2.0 now standard

Ergonic® delivers the intelligence your concrete pump needs — it makes operation easier, and helps you make decisions faster so that you can focus on the task at hand. It's dedication in every respect.

Easy to operate

The boom control's fast response characteristics, smooth pump operation, sophisticated routing of the delivery lines, and robust steel structure ensure precise concrete placement.

Genuine Parts. Expert Service. Putzmeister keeps you running.

Not all parts and accessories are created equal. Putzmeister offers longer-lasting, better-performing parts and accessories you need to stand up to increased wear conditions. This means greater savings and less downtime.

With a busy schedule and your reputation on the line, nothing is more critical than ongoing on-site support. Coast-to-coast and around the world, you can count on Putzmeister's expert service to keep your project and jobsite moving. Our trained technicians are available 24/7 to deliver the help you need, when you need it.



Boom, control, and support

The boom — robust and lightweight

The 63Z delivers optimized performance in a lighter footprint. With a new duo block that lifts the boom faster than its predecessor, it offers a more user-friendly experience through its intuitive design.



Maximum usability, minimum maintenance costs

Engineered to save time and money

- Robust components with high wear resistance
- Many maintenance-free and standard components
- Quick and easy maintenance access
- Bolt-on parts such as the pipe bracket

Fewer movements increase service life

Thanks to auto lubrication points, the operator can remain safely on the ground — the 63Z lubricates the first boom cylinder and the slewing bearing and hub independently. This is not just faster and more cost-effective; it also increases the components' service life.

Ergonic® 2.0: the brains behind the brawn

Putzmeister machines with Ergonic overcome the difficulties of day-to-day work on the job site to deliver increased efficiency, greater flexibility, and reduced costs.

- **EPS — Ergonic® Pump System**
- **EOC — Ergonic® Output Control**
- **Ergonic® FFS**
- **EGD-RC — Ergonic® Graphic Display (Radio) Remote Control**
- **EBC — Ergonic® Boom Control**

ergonic®
inside

The top choice for tight spaces

Challenging jobsites have met their match. The 63Z-Meter's 3-section outrigger design provides the required flexibility to get into tight areas. It's the advantage you need when working under restrictive setup conditions.

Narrower support with One-Sided Support (OSS)

With OSS, the outrigger footprint is reduced even further. This ensures that the boom's total reach on the fully supported side is optimally used.



63Z-Meter — features at a glance

Benefits

- Smooth 5-section boom with Z-Fold design, with optimized profile for improved loading
- Meets weight guidelines in even the most challenging states
- Efficient operation thanks to intuitive, innovative ergonomics
- Robust, calm, and stable due to reinforced base structure and boom line installation
- Maintenance- and service-friendly with optimized accessibility and consistent bolt concept
- Lower service costs thanks to standardized, maintenance-free components and smaller quantities of operational fluids

Boom

- 203' 9" (62.1 m) vertical reach with 5-section Z-Fold boom design
- Continuous 5" (125 mm) pipeline
- No dead space, more flexibility
- Robust and lightweight design
- Fast response characteristics of boom control
- Improved safety, reduced boom vibration
- EBC for vibration damping, one-handed control
- Lubrication for first boom cylinder and the slewing bearing
- Standard 90° and 45° elbows, with lengthened collars for a longer service life

Pedestal

- Low weight meets weight guidelines and offers high payload capacity
- 3-section outrigger design
- Plenty of storage space on the deck
- A robust, calm, and stable base structure
- Significantly reduced footprint with the use of one-sided support (OSS) outrigger system
- Saves money thanks to maintenance-free components, comprehensive bolt concept, and standard components

Pump

- Pump geometry is optimally coordinated to all common concrete types
- Service-friendly control system with exclusive free flow hydraulics
- Wear-resistant design of S-Valve for long service life
- Optimized hopper with optimized shape
- Hopper agitator safety shutdown via Radio Frequency Identification (RFID)
- Automatic agitator direction of rotation corresponds to pumping direction
- Smooth, optimized pumping with EPS and EOC protects the pump and vehicle
- Optimized switchover procedure with SN control system and Push-Over avoids wear-intensive pressure peaks
- More convenient operation with Ergonic® 2.0, the latest concept for control hardware and software from Putzmeister
- Minimal operating costs thanks to maintenance-free common components and increased accessibility
- Easy replacement of components due to bolt-on concept



The PRO-VANTAGE® Warranty Plan extends the coverage on all Putzmeister BSF boom pumps for a total of 36 months or 6,600 hours at no extra charge. Domestic only.

High-performing pump and pedestal

Free flow hydraulics in a closed loop system

Free flow hydraulics in a closed loop system

The pumps at the heart of Putzmeister's free flow pumping system are bi-directional variable displacement piston pumps. Depending on stroke, oil flows in a closed loop from either port A or port B on the pump to the hydraulic cylinders.

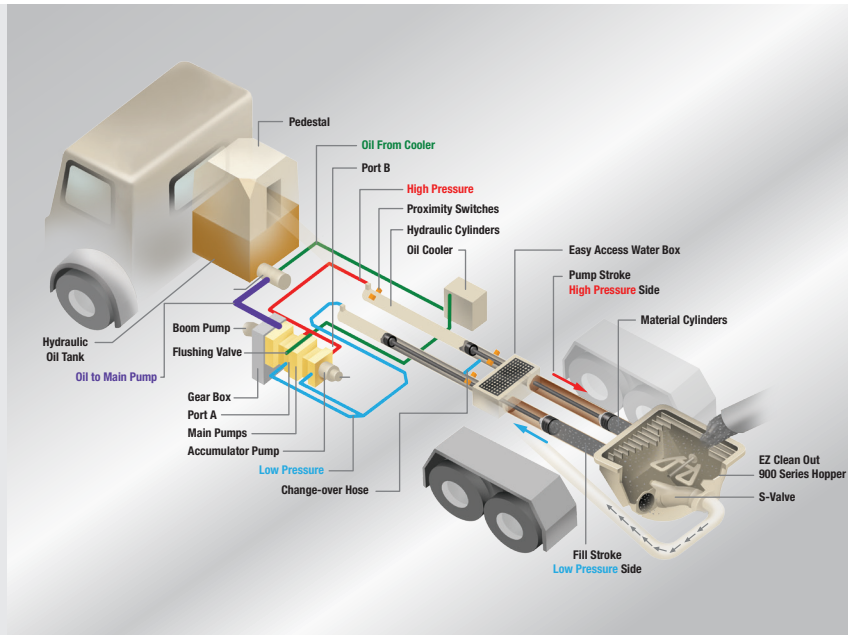
Depending on the specific pump cell size, up to 20% of the oil leaves the simple closed loop system during each stroke through a flushing valve on the main pump and cycles to a cooler before it returns to the hydraulic oil tank.

Unlike an open loop system, the oil flows freely without passing through any unnecessary valves that can generate heat. Thus, the closed loop requires far less oil to run the system, as a larger reservoir is not necessary to cool all of the oil. In addition, return oil can be cycled directly through the main kidney filter instead of going back to the tank, keeping it in the filtered state preferred by the hydraulic components for long life and dependable operation.

Speed and timing are also critical to superior performance. Quicker and more responsive than a hydraulic signal, the electrical system on a Putzmeister pump minimizes the time it takes to change direction at stroke end. An electrical signal precisely synchronizes the drive cylinders with the accumulator system that controls the S-Valve in the hopper. Reserved energy stored in a nitrogen bladder is sent as a supercharged blast of oil at precisely the right moment to facilitate a smooth and fast shift of the S-Valve from one position to another.

Key advantages of Putzmeister's free flow hydraulics

- Changes in material pressure in the delivery line are reduced to ensure smooth pumping and a consistent concrete flow.
- The intelligent design minimizes wear-inducing pressure peaks, increases service life, and makes our pumps extremely powerful.
- Rapid change-over of the stroke means higher outputs, a smoother flow of concrete, and less boom bounce.
- There is greater pump output due to the efficient use of all available energy.



The pedestal — robust, stable, reliable

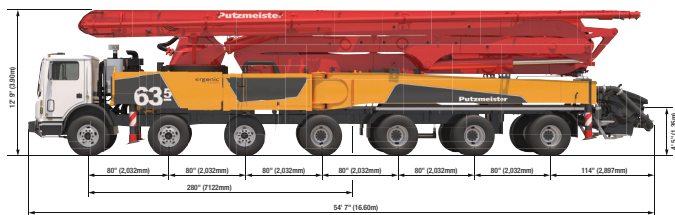
The 63Z fulfills the most stringent weight regulations while offering plenty of additional payload for functional fluids and accessories. Sufficient storage is available due to the outrigger design and wide deck with anti-slip surface.

Additional details make the base structure particularly robust: the overlap length of the front telescopic support legs, the closed rear swinging outriggers, and the compact boom pedestal, which is made of a single piece of material.

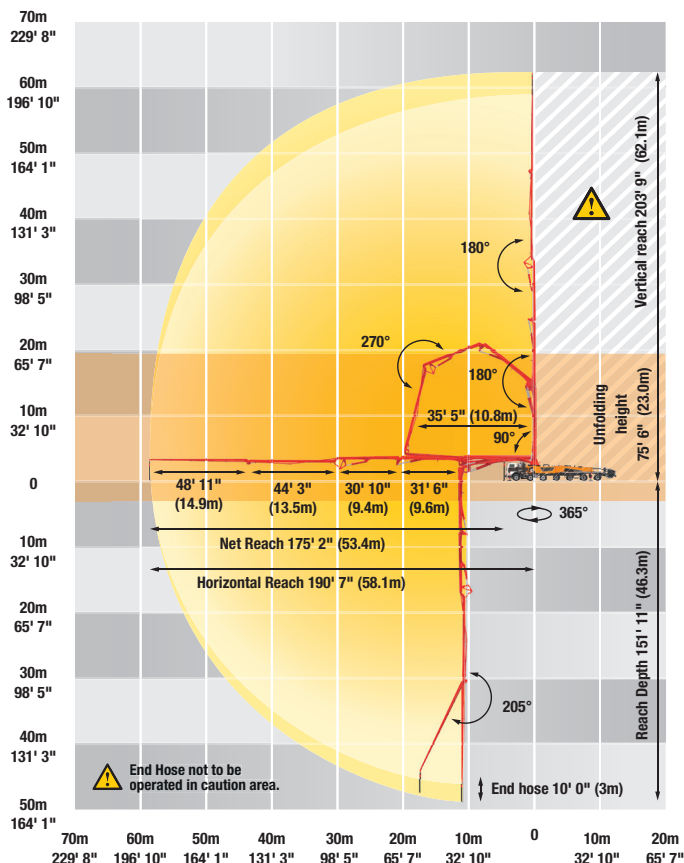
The pedestal is particularly impressive when it comes to force distribution. The forces acting on it are completely distributed over the outriggers, protecting the chassis. The I-frame and connection concept also ensures a longer service life than that of rigid frames.

The concrete pump — enough power to fit your needs

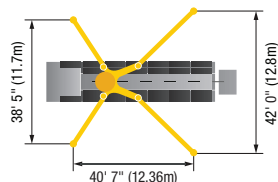
Like all Putzmeister truck-mounted concrete pumps, the 63Z-Meter is available with different pump kits, each with a delivery pressure of 1,233 psi (85 bar). The cost-effective 16H and 18H LS feature two chromium-plated delivery cylinders and smooth operation. They both offer high delivery rates, but the LS version has a lower number of strokes, which means less wear over time.



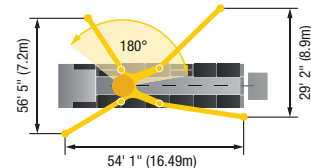
63Z-Meter Range Diagram



Standard



OSS



63Z-Meter Truck-Mounted Specifications

Length	54' 7"	(16.6 m)
Width	8' 2"	(2.50 m)
Height	12' 9"	(3.90 m)
Wheelbase	280"	(7,112 mm)
Front axle weight	54,887 lbs	(24,897 kg)
Approx total weight	128,600 lbs	(58,333 kg)

Based on Model MACK MRU 613 with .16H pump cell.
 Weights are approximate and include pump, boom, truck, driver and full fuel tank.
 Varies with options selected.
 Dimensions will vary with different truck makes, models and specifications.

Boom Specifications | Z-Fold Design

Height & Reach		
Vertical reach	203' 9"	(62.1 m)
Horizontal reach	190' 7"	(58.1 m)
Reach from front of truck*	175' 2"	(53.4 m)
Reach depth	151' 11"	(46.3 m)
Unfolding height	75' 6"	(23.0 m)

5-Section Boom

1st section articulation	90°
2nd section articulation	180°
3rd section articulation	180°
4th section articulation	270°
5th section articulation	205°

1st section length	35' 5"	(10.8 m)
2nd section length	31' 6"	(9.6 m)
3rd section length	30' 10"	(9.4 m)
4th section length	44' 3"	(13.5 m)
5th section length	48' 11"	(14.9 m)

General Specifications

General Specifications		
Pipeline Size (ID) metric ends	5"	(125 mm)
Rotation	365°	
End hose — length	10' 0"	(3.00 m)
End hose — diameter	5"	(125 mm)
Outrigger spread L-R — front	38' 5"	(11.7 m)
hydraulically extended out & down		
Outrigger spread L-R — rear	42' 0"	(12.8 m)
hydraulically swing out & extend down		

Pump Specifications

	63Z.16 H	63Z.18H LS
Output — rod side	210 yd ³ /hr (160 m ³ /hr)	—
— piston side	141 yd ³ /hr (108 m ³ /hr)	238 yd ³ /hr (182 m ³ /hr)
Pressure — rod side	1,233 psi (85 bar)	—
— piston side	1,885 psi (130 bar)•	1,233 psi (85 bar)•
Material cylinder diameter	9" (230 mm)	10" (250 mm)
Stroke length	83" (2,100 mm)	83" (2,100 mm)
Maximum strokes per minute		
— rod side	31	—
— piston side	21	29
Volume control	0-Full	0-Full
Vibrator	Standard	Standard
Hard-chromed material cylinders	Standard	Standard
Hydraulic system	Free Flow	Free Flow
Hydraulic system pressure	5,075 psi (350 bar)	5,075 psi (350 bar)
Differential cylinder diameter	5.5" (140 mm)	5.5" (140 mm)
Rod diameter	3.1" (80 mm)	3.1" (80 mm)
Maximum size aggregate	2.5" (63 mm)	2.5" (63 mm)
Water tank — pedestal	206 gal (780 L)	206 gal (780 L)

Maximum theoretical values listed.

* Applies to units mounted on PMA stock truck — MACK MRU 613

• Standard delivery line system rated at max line pressure of 1,233 psi (85 bar)



Putzmeister

Putzmeister America, Inc.
 1733 90th Street
 Sturtevant, WI 53177 USA
Putzmeister.com

Phone (262) 886-3200
 Toll-free (800) 884-7210
 Fax (262) 884-6338
pmr@putzmeister.com